

IJG Namibian Bond & Money Market Yield Curve

22 June 2026

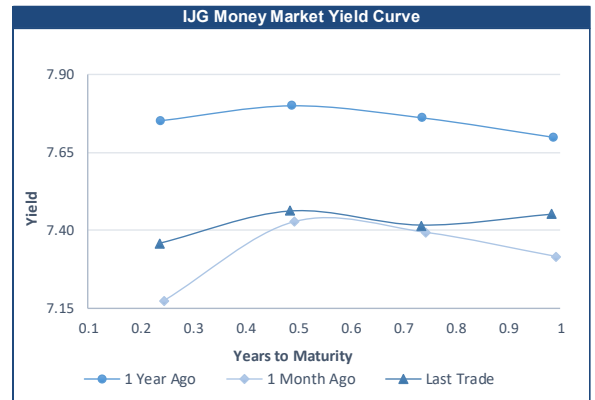
	Yield (%)		Latest premium (bps)	Benchmark	Modified Duration
	Close 19-Jun-26	Previous 12-Jun-26			
Government Bonds					
ALBI					5.635
GC27	7.309	7.072	-11	GT364/15Jan27	0.533
GC28	8.220	8.360	41	R2030	2.043
GC29	8.755	8.835	95	R2030	2.781
GC30	8.915	9.055	111	R2030	2.933
GC32	9.215	9.360	127	R213	4.378
GC34	9.790	9.926	149	R2035	5.244
GC35	10.107	10.327	164	R209	5.724
GC37	10.810	10.886	222	R2037	6.311
GC40	11.171	11.268	224	R214	7.176
GC43	11.272	11.283	224	R2044	7.419
GC45	11.360	11.411	233	R2044	7.635
GC48	11.399	11.464	242	R2048	8.106
GC50	11.468	11.626	249	R2048	7.909
GC53	11.400	11.256	249	R2053	8.493
GI27	4.460	4.460			1.321
GI29	4.913	4.913			2.409
GI31	5.169	5.169			4.369
GI33	5.216	5.216			5.785
GI36	5.825	5.825			7.661
GI41	6.053	6.053			9.730
NAM04	8.890	9.030	165	R186	0.100

Parastatal & Corporate Bonds - Fixed Coupon					
BWFL26	7.345	7.420	11	R187	0.443
Parastatal & Corporate Bonds - Floating Coupon					
BWJ1e27	9.142	9.142	215	3 month JIBAR	0.162
BWJ2e27	6.992	6.992	0	3 month JIBAR	0.163
BWJh28L	7.792	7.792	80	3 month JIBAR	0.168
DBN29	9.392	9.392	240	3 month JIBAR	0.194
FNBj28S	7.772	7.772	78	3 month JIBAR	0.013
FNBj27S	8.722	8.722	173	3 month JIBAR	0.011
FNB34	8.942	8.942	195	3 month JIBAR	0.202
ORYJ28	8.892	8.892	190	3 month JIBAR	0.159
ORYJ30	9.092	9.092	210	3 month JIBAR	0.159
GDW26	9.192	9.192	220	3 month JIBAR	0.202
GDW28	9.492	9.492	250	3 month JIBAR	0.202
PNJ26	10.242	10.242	325	3 month JIBAR	0.000
PNJ27	10.242	10.242	325	3 month JIBAR	0.236
PNJ29	9.692	9.692	270	3 month JIBAR	0.241
PNJ30	9.382	9.382	239	3 month JIBAR	0.236
SBKN26	8.432	8.432	144	3 month JIBAR	0.065
SBNG27	8.682	8.682	169	3 month JIBAR	0.043
SBKN27	8.142	8.142	115	3 month JIBAR	0.213
LHNS01	9.942	9.942	295	3 month JIBAR	0.156
LHN28	8.892	8.892	190	3 month JIBAR	0.030
LBN28	8.892	8.892	190	3 month JIBAR	0.152
LBN29	9.192	9.192	220	3 month JIBAR	0.207
LBN30	8.992	8.992	200	3 month JIBAR	0.151
BWPd31	12.450	12.450	0	Prime Rate	0.093
NEDJ2028	9.742	9.742	275	3 month JIBAR	0.186

Bank Rate		
	Current	Previous
Bank Rate	6.50	6.75
Prime	10.00	10.38

Treasury Bills		
	Current 22-Jun-26	Previous 15-Jun-26
T-Bill (91 day)*	7.170	7.162
T-Bill (182 day)*	7.388	7.329
T-Bill (273 day)*	7.470	7.350
T-Bill (365 day)*	7.513	7.452

* average nominal yields from the most recent primary auction

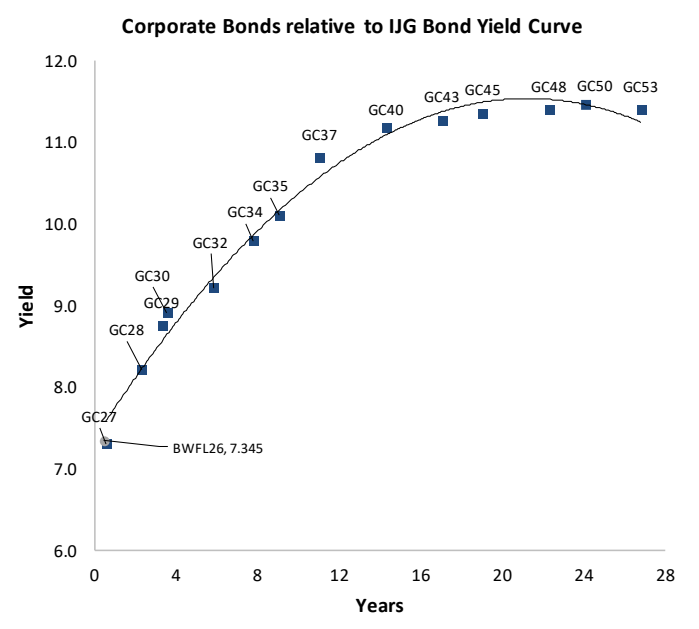
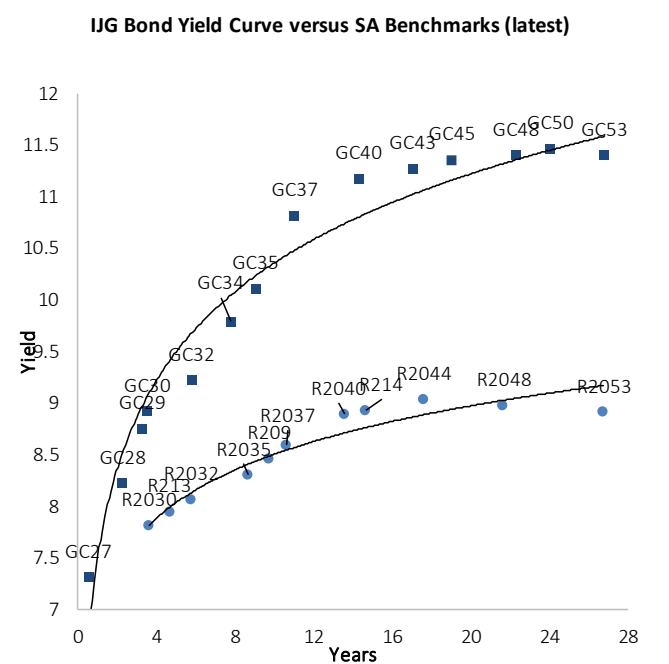
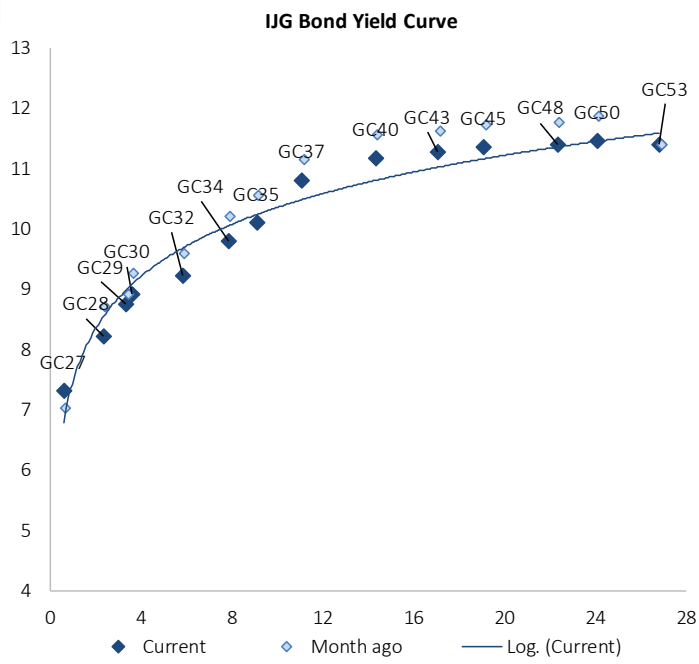


Average Bank Deposit		
	Current 22-Jun-26	Previous 15-Jun-26
Call	5.725	5.692
3 month	6.758	6.717
6 month	7.002	6.992
12 month	7.242	7.242

Average NCD Rates		
	Current 22-Jun-26	Previous 15-Jun-26
3 month	6.650	6.675
6 month	6.845	6.888
9 month	7.038	7.063
12 month	7.100	7.150
18 month	7.128	7.158
24 month	7.176	7.204
36 month	7.205	7.235
48 month	7.231	7.264
60 month	7.283	7.313



IJG Namibian Bond & Money Market Yield Curves – 22 June 2026



Total Domestic Debt Outstanding

	in N\$ bn	% of Total
Government	156,756	97%
Treasury Bills	49,573	32%
Bonds	107,183	65%
Corporate	5,632	3%
TOTAL	162,388	100%

ZAR Bond

R335m

IJG All Bond Index

End May 2026	439.46
End April 2026	427.23

IJG Money Market Index

End May 2026	316.91
End April 2026	315.06

Source: Bond Issuers, BoN, IJG



Namibian Debt in Issue

Government Bonds

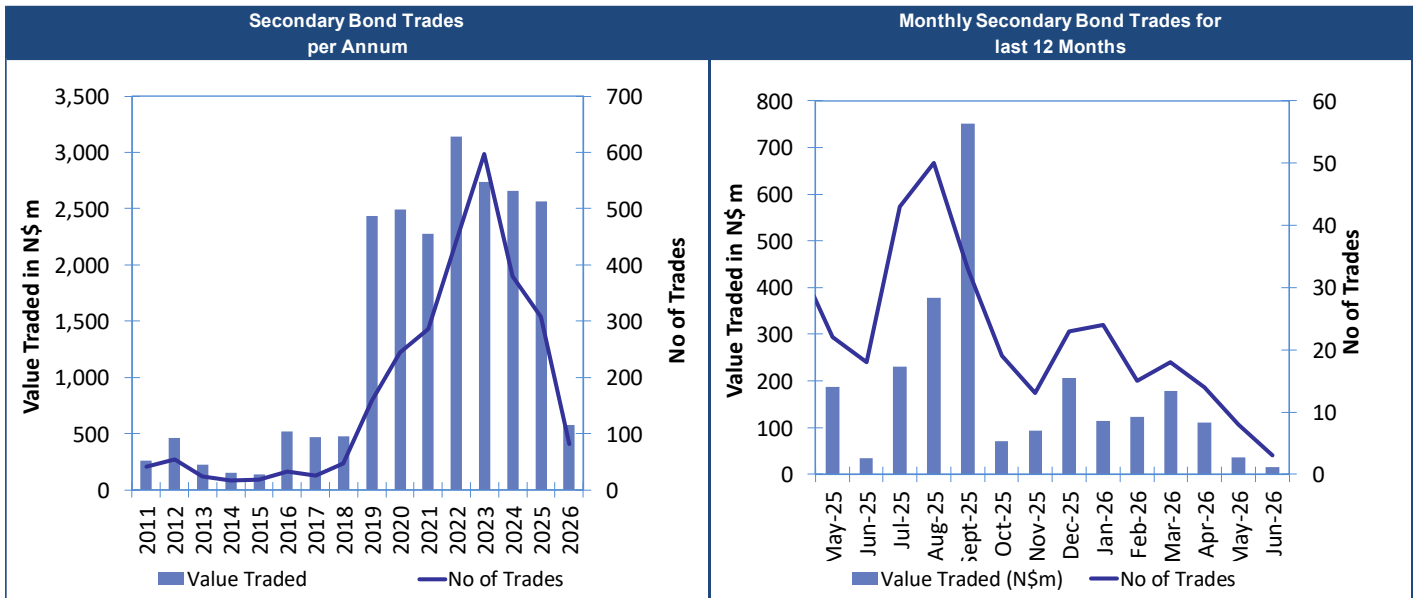
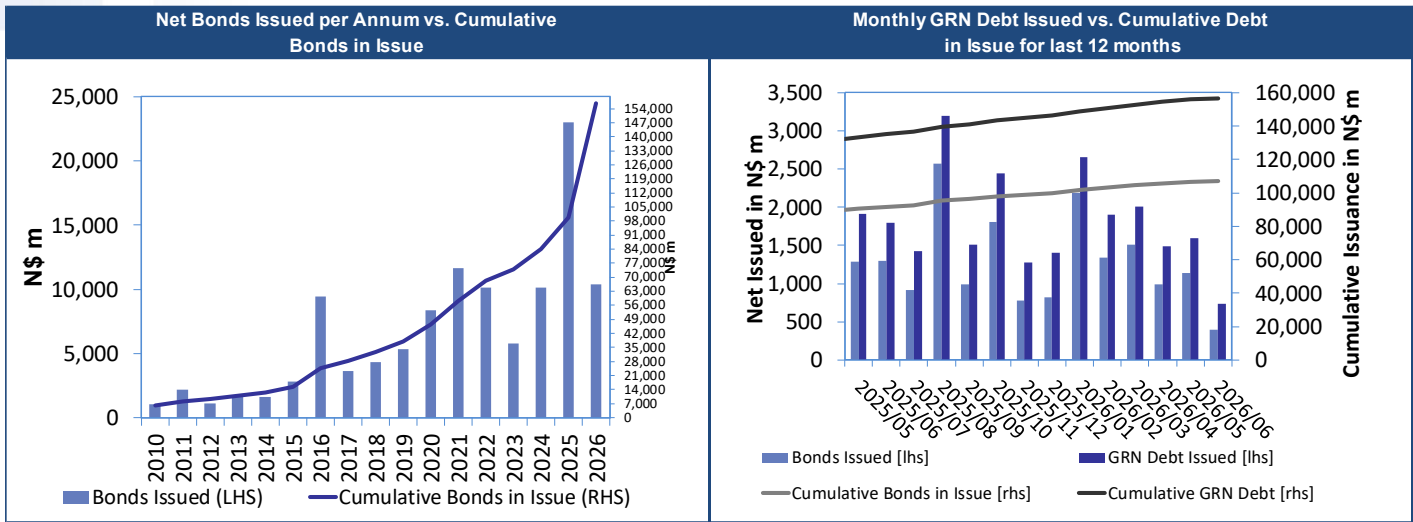
	Benchmark	Maturity Date	Coupon Rate	Coupon Date 1	Coupon Date 2	in N\$ m to date	YTM	Duration	Issue Date
GC27	GT364/15Jan27	15-Jan-27	8.00%	15-Jan	15-Jul	5,062	7.309	0.53	15-Apr-26
GC28	R2030	15-Oct-28	8.50%	15-Apr	15-Oct	8,599	8.220	2.04	24-May-22
GC29	R2030	15-Oct-29	9.00%	15-Oct	15-Apr	1,666	8.755	2.78	17-Feb-11
GC30	R2030	15-Jan-30	8.00%	15-Jan	15-Jul	9,552	8.915	2.93	15-Apr-26
GC32	R213	15-Apr-32	9.00%	15-Apr	15-Oct	11,185	9.215	4.38	01-Aug-13
GC34	R2035	15-Apr-34	10.25%	15-Oct	15-Apr	909	9.790	5.24	18-Jul-13
GC35	R209	15-Jul-35	9.50%	15-Jan	15-Jul	11,546	10.107	5.68	15-Jul-14
GC37	R2037	15-Jul-37	9.50%	15-Jan	15-Jul	9,703	10.810	6.26	15-Jul-14
GC40	R214	15-Oct-40	9.80%	15-Apr	15-Oct	8,128	11.171	7.12	20-Jun-19
GC43	R2044	15-Jul-43	10.00%	15-Jan	15-Jul	6,976	11.272	7.33	21-May-15
GC45	R2044	15-Jul-45	9.85%	15-Jan	15-Jul	8,138	11.360	7.56	03-Jun-21
GC48	R2048	15-Jul-48	10.00%	15-Jan	15-Jul	6,351	11.399	8.03	15-Apr-26
GC50	R2048	15-Jul-50	10.25%	15-Jan	15-Jul	7,876	11.468	7.86	06-Jun-19
GC53	R2053	15-Apr-53	11.00%	15-Oct	15-Apr	215	11.400	8.20	28-Aug-15
GI27	None	15-Oct-27	4.00%	15-Jan	15-Jul	1,777	4.460	4.46	15-Jul-25
GI29	None	15-Jan-29	4.50%	15-Jan	15-Jul	2,952	4.913	4.91	01-Jun-17
GI31	None	15-Jul-31	5.20%	15-Jan	15-Jul	695	5.169	5.17	28-Jun-18
GI33	None	15-Apr-33	4.50%	15-Apr	15-Oct	2,880	5.216	5.22	15-Jul-25
GI36	None	15-Jul-36	4.30%	15-Jan	15-Jul	2,393	5.825	5.83	29-Oct-15
GI41	None	15-Jul-41	5.65%	15-Jan	15-Jul	579	6.053	6.05	29-Oct-15
NAM04**	R186	1-Aug-26	10.51%	01-Aug	01-Feb	335	8.890		
Total Gov Bonds (Domestic):						107,183			

Corporate Bonds

BWFL26	R187	4-Dec-26	8.80%	04-Jun	04-Dec	100	7.345	0.44	04-Dec-23
DBN29	3m JIBAR	5-Mar-29	9.38%	28-Feb/31-May	31-Aug/30-Nov	130	9.392	0.19	04-Mar-22
BWJf26S	3m JIBAR	2-Jun-26	0.00%	19-May/19-Aug	19-Nov/19-Feb	227	8.492	0.00	02-Jun-21
BWJ1e27	3m JIBAR	19-May-27	8.95%	19-May/19-Aug	19-Nov/19-Feb	500	9.142	0.16	19-May-17
BWJ2e27	3m JIBAR	19-May-27	6.80%	19-May/19-Aug	19-Nov/19-Feb	300	6.992	0.16	19-May-17
BWJh28L	3m JIBAR	21-Aug-28	7.61%	21-May/21-Aug	21-Nov/21-Feb	251	7.792	0.17	21-Aug-25
FNBJ28S	3m JIBAR	23-Mar-25	7.53%	23-Mar/23-Jun	23-Sep/23-Dec	500	7.772	0.01	23-Mar-22
FNBJ27S	3m JIBAR	23-Mar-27	8.48%	23-Mar/23-Jun	23-Sep/23-Dec	112	8.722	0.01	23-Mar-22
FNB34	3m JIBAR	3-Dec-29	8.93%	03-Mar/03-Jun	03-Sep/03-Dec	500	8.942	0.20	03-Dec-24
ORYJ28	3m JIBAR	18-Nov-28	8.70%	18-Feb/18-May	18-Aug/18-Nov	305	8.892	0.16	18-Nov-25
ORYJ30	3m JIBAR	18-Nov-30	8.90%	18-Feb/18-May	18-Aug/18-Nov	55	9.092	0.16	18-Nov-25
GDW26	3m JIBAR	15-May-26	9.18%	03-Mar/03-Jun	03-Sep/03-Dec	150	9.192	0.20	15-May-23
GDW28	3m JIBAR	15-May-28	9.48%	03-Mar/03-Jun	03-Sep/03-Dec	100	9.492	0.20	15-May-23
SBKN26	3m JIBAR	13-Jul-26	8.20%	24-Aug/24-Nov	24-Feb/24-May	297	8.432	0.06	13-Jul-21
SBNG27	3m JIBAR	5-Jul-27	8.45%	05-Jan/05-April	05-Jul/05-Oct	200	8.682	0.04	05-Jul-22
SBKN27	3m JIBAR	7-Jun-27	8.14%	07-Sep/07-Dec	07-Mar/07-June	150	8.142	0.21	07-Jun-24
LHNS01	3m JIBAR	17-May-27	9.75%	17-Aug/17-Nov	17-Feb/17-May	260	9.942	0.16	17-May-24
LHN28	3m JIBAR	30-Jun-28	8.65%	30-Mar/30-Jun	30-Sept/30-Dec	200	8.892	0.03	30-Jun-25
LBN28	3m JIBAR	15-May-28	8.70%	15-May/15-Aug	15-Nov/15-Feb	108	8.892	0.15	15-May-25
LBN29	3m JIBAR	5-Dec-29	9.19%	05-Mar/05-Jun	05-Sept/05-Dec	300	9.192	0.21	05-Dec-24
LBN30	3m JIBAR	15-May-30	8.80%	15-May/15-Aug	15-Nov/15-Feb	102	8.992	0.15	15-May-25
NEDJ2028	3m JIBAR	28-Feb-28	9.56%	28-May/28-Aug	28-Nov/28-Feb	50	9.742	0.19	28-Feb-18
PNJ26	3m JIBAR	18-Jun-26	2.25%	24-Aug/24-Nov	24-Feb/24-May	25	10.242	0.00	18-Jun-21
PNJ27	3m JIBAR	16-Sep-27	10.24%	16-March/16-Jun	16-Sep/16-Dec	100	10.242	0.24	16-Sept-22
PNJ29	3m JIBAR	18-Jun-27	9.69%	18-Sep/18-Dec	18-Mar/18-June	175	9.692	0.24	18-Jun-24
PNJ30	3m JIBAR	16-Sep-30	9.38%	16-Mar/16-Jun	16-Dec/16-Feb	130	9.382	0.24	16-Sept-25
BWPd31	Prime Rate	24-Apr-31	9.22%	24-Apr/24-July	24-Oct/24-Jan	306	12.450	0.09	24-Apr-26
Total Corporate Bonds (Domestic):						5,632			
TOTAL DEBT in TBs						49,573			
TOTAL DOMESTIC DEBT						162,388			

Source: Bond Issuers, BoN, NSX, IJG

2012	0.0003	13.04%
2011	0.0001	50.00%
2014	0.0003	14.29%
2015	0.0005	12.50%



Source: BoN, NSX, IJG

Contact Us

Department	Email Address
General	info@ijg.net
Compliance	compliance@ijg.net
Finance	finance@ijg.net
Corporate Finance & Advisory	advisory@ijg.net
Money Market Transactions	instructions.wealth@ijg.net
Wealth Management	wealth@ijg.net
Stockbroking	dealing@ijg.net
Private Equity	privateequity@ijg.net
Research & Data	research@ijg.net
Unit Trusts	info@prescient-ijg.net

No representation is given about, and no responsibility is accepted, for the accuracy or completeness of this document. Any views reflect the current views of IJG Holdings (Pty) Ltd. The views reflected herein may change without notice. IJG Holdings (Pty) Ltd provides this document to you for information purposes only and should not be construed as and shall not form part of an offer or solicitation to buy or sell securities or derivatives. It may not be reproduced, distributed or published by any recipient for any purposes.



***Independent. Focused.
Personalised.***

4th Floor, 1@Steps, C/O Grove & Chasie Streets, Kleine Kuppe
P O Box 186, Windhoek, Namibia, Tel: +264 81 958 3500, www.ijg.net

ADVISORY | BUSINESS BROKING | INVESTMENT MANAGEMENT | PRIVATE EQUITY | STOCKBROKING | UNIT TRUSTS | WEALTH MANAGEMENT