

IJG Namibian Bond & Money Market Yield Curves

10 February 2020

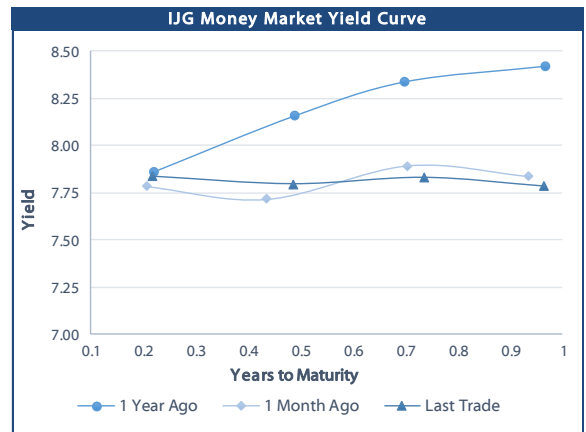


	Yield (%)		Latest premium (bps)	Benchmark	Modified Duration
	Close 07-Feb-20	Previous 31-Jan-20			
Government Bonds					
ALBI					4.935
GC20	7.411	7.488	-6	GT364/26Apr19	0.179
GC21	7.425	7.455	80	R2023	1.521
GC22	7.295	7.325	67	R2023	1.752
GC23	7.735	7.765	111	R2023	3.035
GC24	8.475	8.520	51	R186	3.591
GC25	8.435	8.480	47	R186	4.023
GC27	8.889	8.934	92	R186	5.159
GC30	9.826	9.678	97	R2030	6.479
GC32	10.500	10.564	139	R213	6.797
GC35	11.040	10.770	126	R209	7.504
GC37	11.170	11.166	126	R2037	7.786
GC40	11.606	11.299	162	R214	7.717
GC43	11.839	11.829	172	R2044	7.995
GC45	12.135	11.910	202	R2044	7.957
GC50	12.100	11.990	197	R2048	8.079
GI22	4.400	4.400			2.501
GI25	4.600	4.600			4.829
GI29	5.786	5.786			7.142
GI33	6.400	6.400			9.277
GI36	6.614	6.614			10.580
Eurobond	2.892	2.940	131	10USBond	1.627
ZAR Bond	7.770	7.800	114	R2023	2.391
NAM02	6.765	6.795	27	R208	0.366
NAM03	8.230	8.260	160	R2023	2.897
NAM04	9.770	9.815	180	R186	4.640
Parastatal & Corporate Bonds - Fixed Coupon					
NWC20	7.245	7.275	62	R2023	0.203
BW25	7.695	7.725	120	R2023	0.485
NMP20	6.575	6.605	-6	R2023	0.447
IFC21	6.787	6.817	16	R2023	1.055
FNBX21	7.845	7.875	55	GC22	1.530
BWRJ21	8.330	8.360	91	GC21	1.513
FBNX27	7.995	8.025	70	GC22	1.839
NWC22	8.480	8.510	185	R2023	1.914
BWFH22	8.130	8.160	150	R2023	2.130
BWFK22	8.170	8.200	154	R2023	2.363
BWFI23	7.930	7.960	130	R2023	2.991
DBN23	7.280	7.310	65	R2023	3.178
NEDNAM01	9.395	9.440	92	GC24	3.520
NEDX2030	8.550	8.595	12	GC25	3.785
Parastatal & Corporate Bonds - Floating Coupon					
BWJI20	8.358	8.358	180	3 month JIBAR	0.105
BWJd21	8.408	8.408	185	3 month JIBAR	0.191
BWJL21G	8.058	8.058	150	3 month JIBAR	0.074
BWJh22	8.378	8.378	182	3 month JIBAR	0.029
BWJK22	8.428	8.428	187	3 month JIBAR	0.037
BWJI24	8.058	8.058	150	3 month JIBAR	0.139
BWJ1e27	8.708	8.708	215	3 month JIBAR	0.031
BWJ2e27	6.558	6.558	0	3 month JIBAR	0.032
FNBJ21	8.558	8.558	200	3 month JIBAR	0.221
FBNJ27	9.058	9.058	250	3 month JIBAR	0.134
ORYJ22	8.758	8.758	220	3 month JIBAR	0.034
SBNA21	8.158	8.158	160	3 month JIBAR	0.173
SBNA22	8.608	8.608	205	3 month JIBAR	0.044
DBN20	8.458	8.458	190	3 month JIBAR	0.058
SBKN20	8.308	8.308	175	3 month JIBAR	0.205
NEDNAM02	9.308	9.308	275	3 month JIBAR	0.221
NEDJ2028	9.308	9.308	275	3 month JIBAR	0.055

Bank Rate		
	Current	Previous
Bank Rate	6.50	6.75
Prime	10.25	10.50

Treasury Bills		
	Current 07-Feb-20	Previous 31-Jan-20
T-Bill (91 day)*	7.620	7.620
T-Bill (182 day)*	7.650	7.650
T-Bill (273 day)*	7.759	7.759
T-Bill (365 day)*	7.702	7.782

* average nominal yields from the most recent primary auction



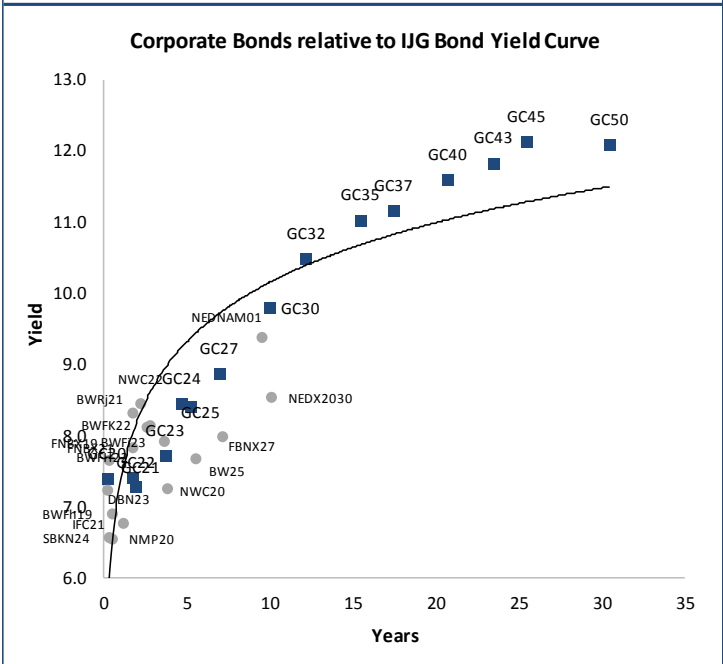
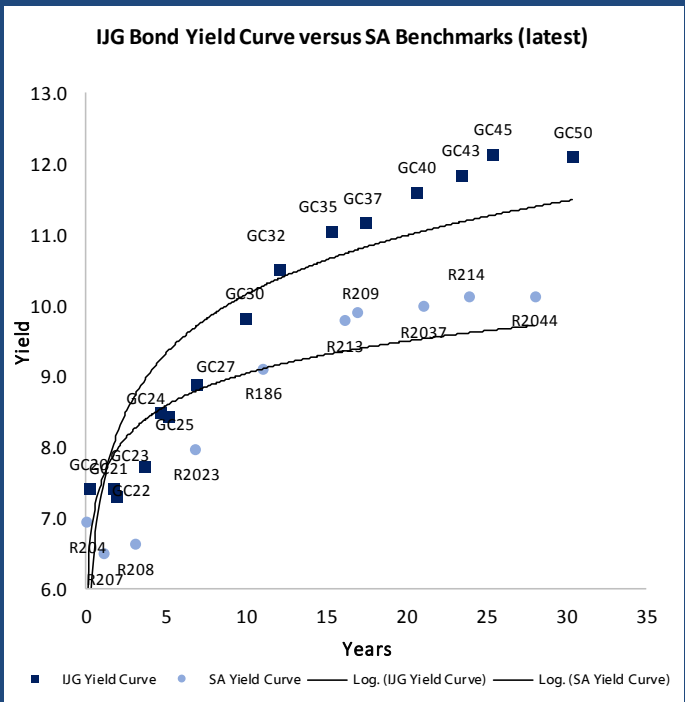
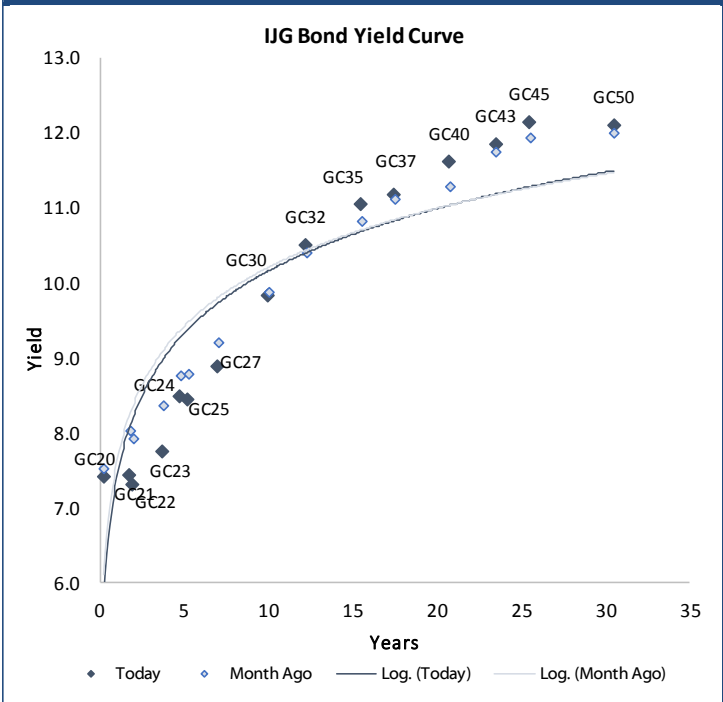
Average Bank Deposit		
	Current 07-Feb-20	Previous 31-Jan-20
Call	5.425	5.425
3 month	6.838	6.850
6 month	7.250	7.263
12 month	7.650	7.658

Average NCD Rates		
	Current 07-Feb-20	Previous 31-Jan-20
3 month	6.738	6.750
6 month	7.150	7.163
9 month	7.350	7.363
12 month	7.550	7.558



0.0003	13.04%
0.0001	50.00%
0.0003	14.29%
0.0005	12.50%

IJG Namibian Bond & Money Market Yield Curves – 10 February 2020



Total Domestic Debt Outstanding		
	in N\$ bn	
Government	62,799	91%
Treasury Bills	24,447	35%
Bonds	38,352	56%
Corporate	6,293	9%
TOTAL	69,092	100%
Eurobond	US\$1,250m	
ZAR Bond	R2,892m	
IJG All Bond Index		
End January 2020	217.43	
End December 2019	214.41	
IJG Money Market Index		
End January 2020	210.74	
End December 2019	209.52	

Source: Bond Issuers, BoN, IJG



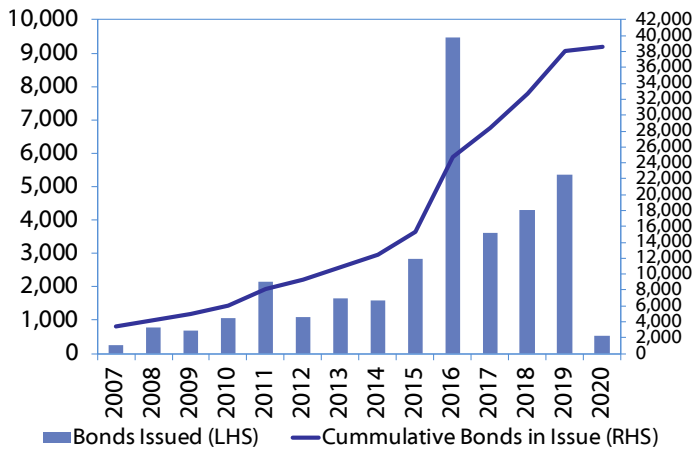
Namibian Debt in Issue

Government Bonds

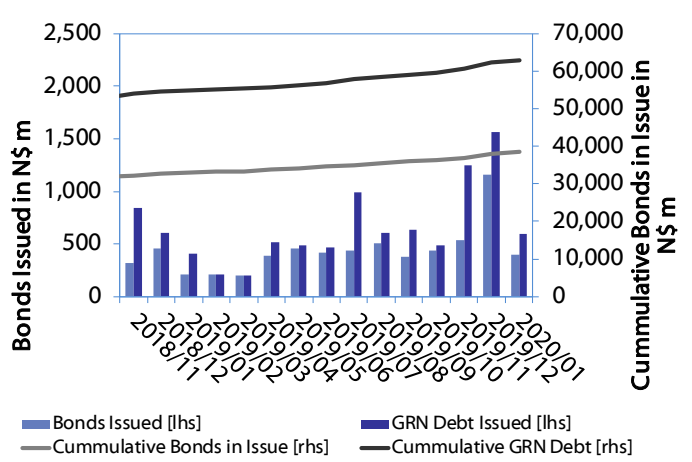
	Benchmark	Maturity Date	Coupon Rate	Coupon Date 1	Coupon Date 2	in N\$ m to date	YTM	Duration	Issue Date
GC20	GT364/26Apr19	15-Apr-20	8.25%	15-Apr	15-Oct	778	7.411	0.18	29-Apr-15
GC21	R2023	15-Oct-21	7.75%	15-Apr	15-Oct	1,424	7.425	1.52	13-Jun-12
GC22	R2023	15-Jan-22	8.75%	15-Jan	15-Jul	2,831	7.295	1.75	29-Apr-15
GC23	R2023	15-Oct-23	8.85%	15-Apr	15-Oct	1,844	7.735	3.03	21-Jun-18
GC24	R186	15-Oct-24	10.50%	15-Apr	15-Oct	3,524	8.475	3.59	19-Jan-12
GC25	R186	15-Apr-25	8.50%	15-Apr	15-Oct	3,397	8.435	4.02	31-Jul-13
GC27	R186	15-Jan-27	8.00%	15-Jan	15-Jul	3,803	8.889	5.16	19-Jul-12
GC30	R2030	15-Jan-30	8.00%	15-Jan	15-Jul	3,255	9.826	6.48	19-Jul-12
GC32	R213	15-Apr-32	9.00%	15-Apr	15-Oct	2,641	10.500	6.80	31-Jul-13
GC35	R209	15-Jul-35	9.50%	15-Jan	15-Jul	2,324	11.040	7.50	18-Jul-13
GC37	R2037	15-Jul-37	9.50%	15-Jan	15-Jul	2,051	11.170	7.79	31-Jul-13
GC40	R214	15-Oct-40	9.80%	15-Apr	15-Oct	2,252	11.606	7.72	19-Jul-12
GC43	R2044	15-Jul-43	10.00%	15-Jan	15-Jul	330	11.839	7.99	20-Jun-19
GC45	R2044	15-Jul-45	9.85%	15-Jan	15-Jul	1,897	12.135	7.96	29-May-15
GC50	R2048	15-Jul-50	10.25%	15-Jan	15-Jul	351	12.100	8.08	06-Jun-19
GI22	None	15-Oct-22	3.55%	15-Apr	15-Oct	2,300	4.400	2.50	28-Aug-15
GI25	None	15-Jul-25	3.80%	15-Jan	15-Jul	1,963	4.600	4.83	28-Aug-15
GI29	None	15-Jan-29	4.50%	15-Jan	15-Jul	870	5.786	7.14	01-Jun-17
GI33	None	15-Apr-33	4.50%	15-Apr	15-Oct	518	6.400	9.28	16-Jul-18
GI36	None	15-Jul-36	4.30%	15-Jan	15-Jul	248	6.614	10.58	27-Jun-19
Eurobond (US\$)	10YUSBond	3-Nov-21	5.50%	03-May	03-Nov	500	2.892	1.63	31-Oct-11
Eurobond 2	10YUSBond	29-Oct-25	5.25%	29-Apr	29-Oct	750	4.166	4.87	29-Oct-15
NAM01	R2023	19-Nov-22	8.26%	19-May	19-Nov	1,560	7.770	2.39	14-Nov-12
NAM02	R208	29-Jun-20	9.60%	29-Dec	29-Jun	840	6.765	0.37	29-Jun-15
NAM03	R2023	1-Aug-23	10.06%	01-Aug	01-Feb	157	8.230	2.90	01-Aug-16
NAM04	R186	1-Aug-26	10.51%	01-Aug	01-Feb	335	9.770	4.64	01-Aug-16
Total Gov Bonds (Domestic):						38,352			
Corporate Bonds									
NWC20	R2023	24-Apr-20	9.05%	24-Apr	24-Oct	94	7.245	0.20	24-Apr-15
BW25	R2023	17-Aug-20	9.75%	17-Feb	17-Aug	181	7.695	0.49	17-Aug-15
NMP20	R2023	24-Jul-20	9.35%	24-Jul	24-Jan	500	6.575	0.45	10-Nov-09
IFC21	R2023	5-Apr-21	9.81%	19-Jun	19-Dec	180	6.787	1.06	29-Mar-16
FNBX21	GC22	1-Nov-21	10.50%	01-May	01-Nov	142	7.845	1.53	01-Nov-16
BWRJ21	GC21	15-Oct-21	7.75%	15-Apr	15-Oct	60	8.330	1.51	25-Oct-16
BWFi23	R2023	29-Sep-23	8.72%	30-Mar	30-Sep	48	7.930	2.99	30-Sep-19
FBNX27	GC22	29-Mar-22	10.36%	29-Mar	29-Sep	100	7.995	1.84	29-Mar-17
NWC22	R2023	24-Apr-22	9.57%	24-Apr	24-Oct	106	8.480	1.91	24-Apr-15
BWFH22	R2023	18-Aug-22	9.50%	18-Feb	18-Aug	275	8.130	2.13	02-Feb-18
BWFK22	R2023	21-Nov-22	9.98%	21-May	21-Nov	245	8.170	2.36	21-Nov-18
DBN23	R2023	4-Dec-23	8.85%	28-Feb	31-Aug	290	7.280	3.18	04-Dec-18
NEDNAM01	GC24	1-Aug-24	10.82%	01-Feb	01-Aug	100	9.395	3.52	02-Aug-17
NEDX2030	GC25	28-Feb-25	10.21%	28-Feb	31-Aug	50	8.550	3.78	28-Feb-18
BWJi20	3mJIBAR	18-Sep-20	8.60%	18-Mar/18-Jun	18-Sep/18-Dec	265	8.358	0.11	20-Jul-17
BWJd21	3mJIBAR	20-Apr-21	8.42%	20-Jan/20-Apr	20-Jul/20-Oct	30	8.408	0.19	20-Jul-17
BWJL21G	3mJIBAR	6-Dec-21	8.30%	06-Mar/06-Jun	06-Sep/06-Dec	66	8.058	0.07	06-Dec-18
BWJh22	3mJIBAR	18-Aug-22	8.75%	18-Feb/18-May	18-Aug/18-Nov	135	8.378	0.03	20-Jul-17
BWJK22	3mJIBAR	21-Nov-22	8.67%	21-Feb/21-May	21-Aug/21-Nov	155	8.428	0.04	21-Nov-18
BWJi24	3mJIBAR	30-Sep-24	8.30%	30-Mar/30-Jun	30-Sep/30-Dec	95	8.058	0.14	30-Sep-19
BWJ1e27	3mJIBAR	19-May-27	8.95%	19-May/19-Aug	19-Nov/19-Feb	500	8.708	0.03	19-May-17
BWJ2e27	3mJIBAR	19-May-27	6.80%	19-May/19-Aug	19-Nov/19-Feb	300	6.558	0.03	19-May-17
DBN20	3mJIBAR	4-Sep-20	8.71%	19-May/19-Aug	19-Nov/19-Feb	291	8.458	0.06	05-Sep-17
FNBJ21	3mJIBAR	1-Nov-21	8.56%	1-Feb/1-May	1-Aug/1-Nov	22	8.558	0.22	01-Nov-16
FBNJ27	3mJIBAR	29-Mar-22	9.30%	29-Mar/29-Jun	29-Sep/29-Dec	300	9.058	0.13	29-Mar-17
ORYJ22	3mJIBAR	21-Nov-22	9.00%	20-Feb/20-May	20-Aug/20-Nov	83	8.758	0.03	20-Nov-19
SBKN20	3mJIBAR	25-Oct-20	8.31%	25-Jan/25-Apr	25-Jul/25-Oct	200	8.308	0.20	25-Oct-17
SBNA21	3mJIBAR	13-Jul-21	8.40%	13-Oct/13-Jan	13-Apr/13-Jul	234	8.158	0.17	13-Jul-18
SBNA22	3mJIBAR	24-May-21	8.85%	24-Aug/24-Nov	24-Feb/24-May	500	8.608	0.04	24-May-16
NEDNAM02	3mJIBAR	1-Aug-22	9.31%	1-Nov/1-Feb	1-May/1-Aug	100	9.308	0.22	02-Aug-17
NEDJ2028	3mJIBAR	28-Feb-28	9.56%	28-May/28-Aug	28-Nov/28-Feb	50	9.308	0.05	28-Feb-18
Total Corporate Bonds (Domestic):						6,293			
TOTAL DEBT in TBs						24,447			
TOTAL DOMESTIC DEBT						69,092			

0.0003	13.04%
0.0001	50.00%
0.0003	14.29%
0.0005	12.50%

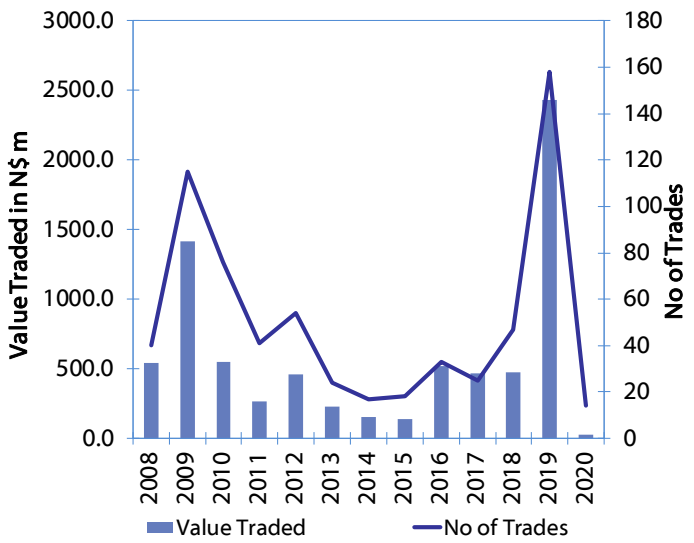
Net Bonds Issued per Annum vs. Cumulative Bonds in Issue



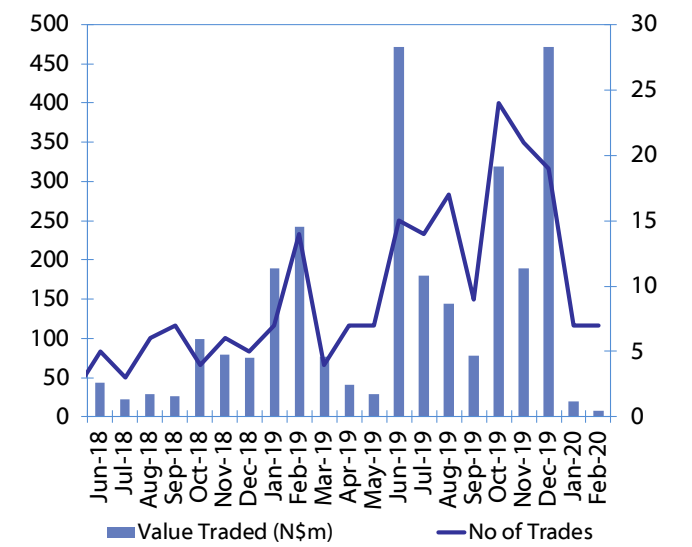
Monthly GRN Debt Issued vs. Cumulative Debt in Issue for last 12 months



Secondary Bond Trades per Annum



Monthly Secondary Bond Trades for last 12 Months





IJG Holdings

Group Chairman
Mathews Hamutenya
Tel: +264 (61) 256 699

Group Managing Director
Mark Späth
Tel: +264 (61) 383 510
mark@ijg.net

Group Financial Manager
Helena Shikongo
Tel: +264 (61) 383 528
helena@ijg.net

IJG Securities

Managing Director
Lyndon Sauls
Tel: +264 (61) 383 514
lyndon@ijg.net

Equity & Fixed Income Dealing
Leon Maloney
Tel: +264 (61) 383 512
leon@ijg.net

Sales and Research
Eric van Zyl
Tel: +264 (61) 383 530
eric@ijg.net

Dylan van Wyk
Tel: +264 (61) 383 529
dylan@ijg.net

Financial Accountant
Tashiya Josua
Tel: +264 (61) 383 511
tashiya@ijg.net

Financial Accountant
Gift Kafula
Tel: +264 (61) 383 536
gift@ijg.net

Danie van Wyk
Tel: +264 (61) 383 534
danie@ijg.net

Settlements & Administration

Annetjie Diergaardt
Tel: +264 (61) 383 515
anne@ijg.net

IJG Wealth Management

Managing Director
René Olivier
Tel: +264 (61) 383 522
rene@ijg.net

Portfolio Manager
Ross Rudd
Tel: +264 (61) 383 523
ross@ijg.net

Money Market & Administration
Emilia Uupindi
Tel: +264 (61) 383 513
emilia@ijg.net

Wealth Manager
Andri Ntema
Tel: +264 (61) 383 518
andri@ijg.net

Wealth Administration
Lorein Kazombaruru
Tel: +264 (61) 383 521
lorein@ijg.net

Wealth Administration
Madeline Olivier
Tel: +264 (61) 383 533
madeline@ijg.net

Wealth Manager
Wim Boshoff
Tel: +264 (61) 383 537
wim@ijg.net

IJG Capital

Managing Director
Herbert Maier
Tel: +264 (61) 383 522
herbert@ijg.net

Portfolio Manager
Jakob de Klerk
Tel: +264 (61) 383 517
jakob@ijg.net

Business Analyst
Mirko Maier
Tel: +264 (61) 383 531
mirko@ijg.net

Business Analyst
Lavinia Thomas
Tel: +264 (61) 383 532
lavinia@ijg.net

Business Analyst
Fares Amunkete
Tel: +264 (61) 383 527
fares@ijg.net

IJG Advisory

Director
Jolyon Irwin
Tel: +264 (61) 383 500
jolyon@ijg.net

Business Associate
Jason Hailonga
Tel: +264 (61) 383 529
jason@ijg.net

No representation is given about, and no responsibility is accepted, for the accuracy or completeness of this document. Any views reflect the current views of IJG Holdings (Pty) Ltd. The views reflected herein may change without notice. IJG Holdings (Pty) Ltd provides this document to you for information purposes only and should not be construed as and shall not form part of an offer or solicitation to buy or sell securities or derivatives. It may not be reproduced, distributed or published by any recipient for any purposes.

Talk to **IJG** today ...

and let us make your money work for you

4th Floor, 1@Steps, C/O Grove and Chasie Street, Kleine Kuppe, Windhoek

P O Box 186, Windhoek, Namibia

Tel: +264 (61) 383 500 www.ijg.net

STOCKBROKING | PRIVATE EQUITY | WEALTH MANAGEMENT | ADVISORY

