

IJG Namibian Bond & Money Market Yield Curves

20 May 2019

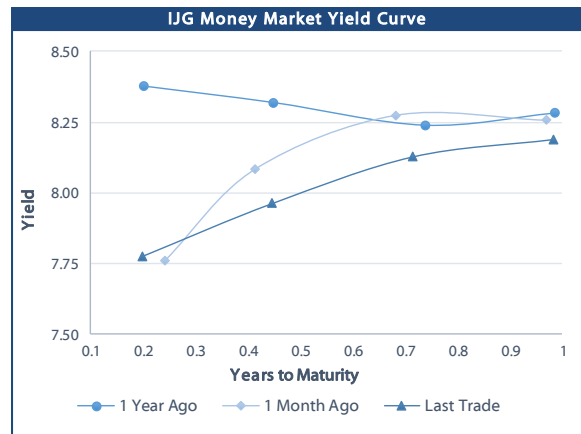


	Yield (%)		Latest premium (bps)	Benchmark	Modified Duration
	Close 17-May-19	Previous 10-May-19			
Government Bonds					
ALBI					5.073
GC20	8.000	8.000	175	R207	0.858
GC21	7.580	7.510	92	R208	2.152
GC22	8.560	8.140	93	R2023	2.269
GC23	8.661	8.500	103	R2023	3.569
GC24	9.140	9.116	64	R186	4.078
GC25	9.122	9.067	62	R186	4.509
GC27	9.224	9.212	72	R186	5.393
GC30	10.066	9.966	91	R2030	6.556
GC32	10.073	10.009	77	R213	7.245
GC35	10.476	10.361	90	R209	7.602
GC37	10.664	10.563	94	R2037	7.854
GC40	10.990	10.939	121	R214	8.251
GC45	11.500	11.400	168	R2044	8.072
GI22	4.544	4.544			3.159
GI25	5.113	5.113			5.316
GI29	5.728	5.728			7.499
GI33	6.394	6.394			9.729
Eurobond	4.358	4.404	197	10USBond	2.272
ZAR Bond	8.785	8.730	115	R2023	2.965
NAM02	7.700	7.630	104	R208	0.960
NAM03	9.235	9.180	160	R2023	3.282
NAM04	10.305	10.250	180	R186	4.827
Parastatal & Corporate Bonds - Fixed Coupon					
BWFh19	7.500	7.500	125	R207	0.258
FNBX19	8.270	8.270	27	GC20	0.438
SBKN24	7.155	7.155	91	R207	0.419
NMP19N	6.285	6.285	4	R207	0.466
NWC20	8.210	8.140	155	R208	0.879
BW25	8.660	8.590	200	R208	1.137
NMP20	7.150	7.150	90	R207	1.084
IFC21	7.752	7.682	109	R208	1.687
FNBX21	9.110	8.690	55	GC22	2.126
BWRJ21	8.485	8.415	91	GC21	2.140
FNBX27	9.260	8.840	70	GC22	2.415
NWC22	9.485	9.430	185	R2023	2.497
BWFH22	10.060	9.640	150	GC22	2.676
BWFK22	9.175	9.120	154	R2023	2.787
DBN23	8.285	8.230	65	R2023	3.560
NEDNAM01	10.060	10.036	92	GC24	3.824
NEDX2030	9.237	9.182	12	GC25	4.255
Parastatal & Corporate Bonds - Floating Coupon					
BWJ19	8.908	8.908	175	3 month JIBAR	0.182
BWJ20	8.958	8.958	180	3 month JIBAR	0.084
BWJd21	9.008	9.008	185	3 month JIBAR	0.169
BWJL21G	8.658	8.658	150	3 month JIBAR	0.053
BWJh22	8.978	8.978	182	3 month JIBAR	0.003
BWJk22	9.028	9.028	187	3 month JIBAR	0.011
BWJ1e27	9.308	9.308	215	3 month JIBAR	0.005
BWJ2e27	7.158	7.158	0	3 month JIBAR	0.005
FNBJ19	8.958	8.958	180	3 month JIBAR	0.201
FNBJ21	9.158	9.158	200	3 month JIBAR	0.201
FNBJ27	9.658	9.658	250	3 month JIBAR	0.113
ORY19	8.858	8.858	170	3 month JIBAR	0.008
SBNA21	8.758	8.758	160	3 month JIBAR	0.151
SBNA22	9.208	9.208	205	3 month JIBAR	0.018
SBNA23	9.008	9.008	185	3 month JIBAR	0.019
DBN20	9.058	9.058	190	3 month JIBAR	0.037
SBKN20	8.908	8.908	175	3 month JIBAR	0.182
NEDNAM02	9.908	9.908	275	3 month JIBAR	0.200
NEDJ2028	9.908	9.908	275	3 month JIBAR	0.029

Bank Rate		
	Current	Previous
Bank Rate	6.75	7.00
Prime	10.50	10.75

Treasury Bills		
	Current 17-May-19	Previous 10-May-19
T-Bill (91 day)*	7.557	7.557
T-Bill (182 day)*	7.810	7.810
T-Bill (273 day)*	8.010	8.048
T-Bill (365 day)*	8.190	8.190

* average nominal yields from the most recent primary auction



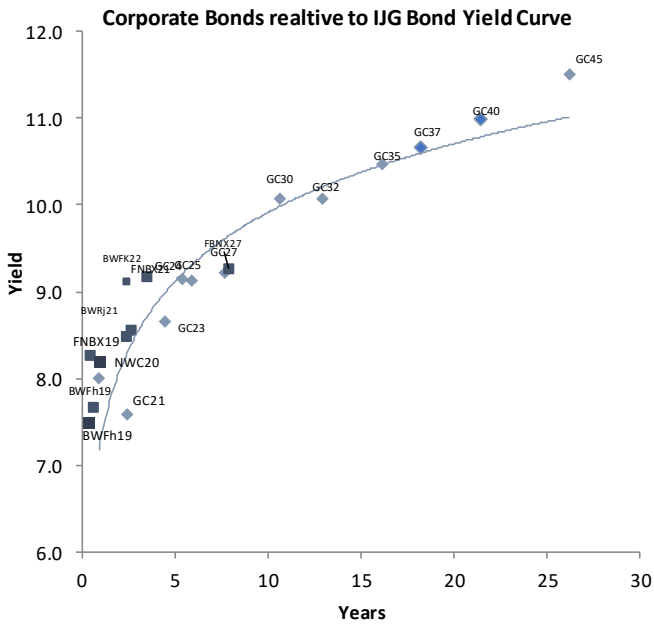
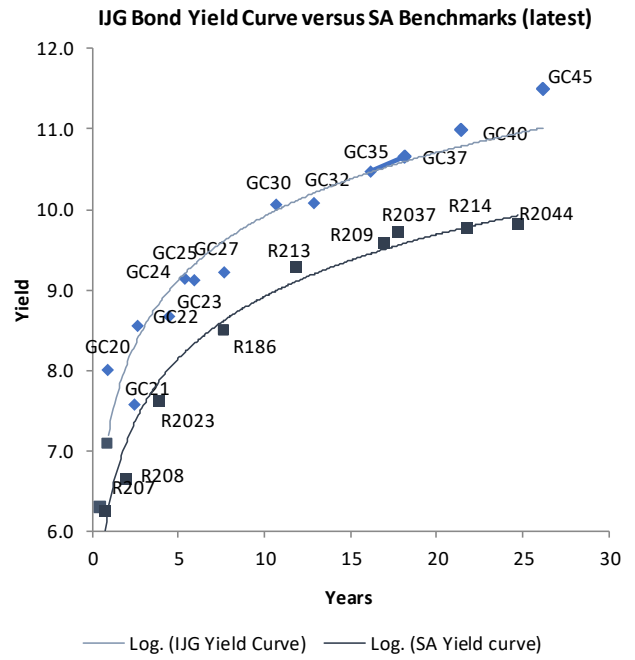
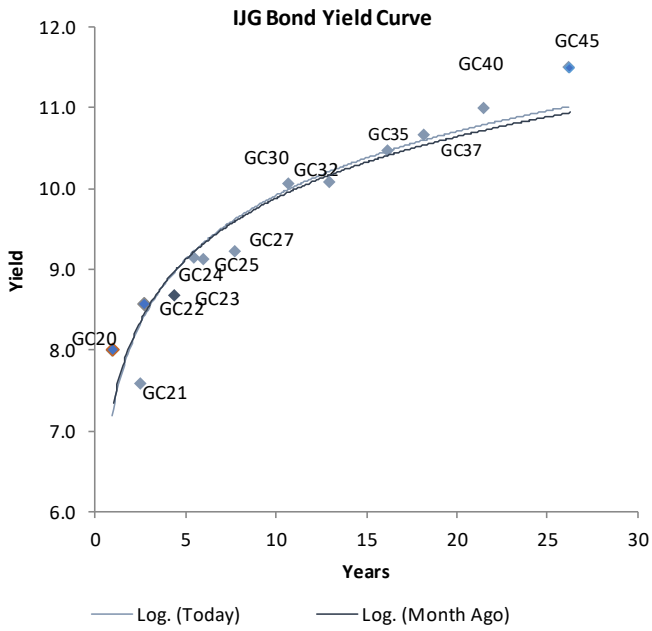
Average Bank Deposit		
	Current 17-May-19	Previous 10-May-19
Call	5.738	5.700
3 month	7.380	7.391
6 month	7.730	7.774
12 month	8.250	8.294

Average NCD Rates		
	Current 17-May-19	Previous 10-May-19
3 month	7.343	7.366
6 month	7.630	7.674
9 month	7.895	7.953
12 month	8.163	8.206



0.0003	13.04%
0.0001	50.00%
0.0003	14.29%
0.0005	12.50%

IJG Namibian Bond & Money Market Yield Curves – 20 May 2019



Total Domestic Debt Outstanding

	in N\$ bn	
Government	56,144	89%
Treasury Bills	22,131	35%
Bonds	34,013	54%
Corporate	6,737	11%
TOTAL	62,881	100%

Eurobond
ZAR Bond

US\$1,250m
R2,892m

IJG All Bond Index

End April 2019	201.33
End March 2019	199.11

IJG Money Market Index

End April 2019	199.74
End March 2019	198.54

Source: Bond Issuers, BoN, IJG



Namibian Debt in Issue

Government Bonds

	Benchmark	Maturity Date	Coupon Rate	Coupon Date 1	Coupon Date 2	in N\$ m to date	YTM	Duration	Issue Date
GC20	R207	15-Apr-20	8.25%	15-Apr	15-Oct	3,103	8.000	0.86	29-Apr-15
GC21	R208	15-Oct-21	7.75%	15-Apr	15-Oct	1,424	7.580	2.15	13-Jun-12
GC22	R2023	15-Jan-22	8.75%	15-Jan	15-Jul	2,831	8.560	2.27	29-Apr-15
GC23	R2023	15-Oct-23	8.85%	15-Apr	15-Oct	768	8.661	3.57	21-Jun-18
GC24	R186	15-Oct-24	10.50%	15-Apr	15-Oct	3,524	9.140	4.08	19-Jan-12
GC25	R186	15-Apr-25	8.50%	15-Apr	15-Oct	3,397	9.122	4.51	31-Jul-13
GC27	R186	15-Jan-27	8.00%	15-Jan	15-Jul	2,962	9.224	5.39	19-Jul-12
GC30	R2030	15-Jan-30	8.00%	15-Jan	15-Jul	2,480	10.066	6.56	19-Jul-12
GC32	R213	15-Apr-32	9.00%	15-Apr	15-Oct	2,070	10.073	7.25	31-Jul-13
GC35	R209	15-Jul-35	9.50%	15-Jan	15-Jul	1,767	10.476	7.60	18-Jul-13
GC37	R2037	15-Jul-37	9.50%	15-Jan	15-Jul	1,510	10.664	7.85	31-Jul-13
GC40	R214	15-Oct-40	9.80%	15-Apr	15-Oct	1,858	10.990	8.25	19-Jul-12
GC45	R2044	15-Jul-45	9.85%	15-Jan	15-Jul	1,369	11.500	8.07	29-May-15
GI22	None	15-Oct-22	3.55%	15-Apr	15-Oct	2,270	4.544	3.16	28-Aug-15
GI25	None	15-Jul-25	3.80%	15-Jan	15-Jul	1,933	5.113	5.32	28-Aug-15
GI29	None	15-Jan-29	4.50%	15-Jan	15-Jul	582	5.728	7.50	01-Jun-17
GI33	None	15-Apr-33	4.50%	15-Apr	15-Oct	165	6.394	9.73	16-Jul-18
Eurobond (US	10YUSBond	3-Nov-21	5.50%	03-May	03-Nov	500	4.358	2.27	31-Oct-11
Eurobond 2	10YUSBond	29-Oct-25	5.25%	29-Apr	29-Oct	750	5.666	5.37	29-Oct-15
NAM01	R2023	19-Nov-22	8.26%	19-May	19-Nov	1,560	8.785	2.97	14-Nov-12
NAM02	R208	29-Jun-20	9.60%	29-Dec	29-Jun	840	7.700	0.96	29-Jun-15
NAM03	R2023	1-Aug-23	10.06%	01-Aug	01-Feb	157	9.235	3.28	01-Aug-16
NAM04	R186	1-Aug-26	10.51%	01-Aug	01-Feb	335	10.305	4.83	01-Aug-16
Total Gov Bonds (Domestic):						34,013			

Corporate Bonds

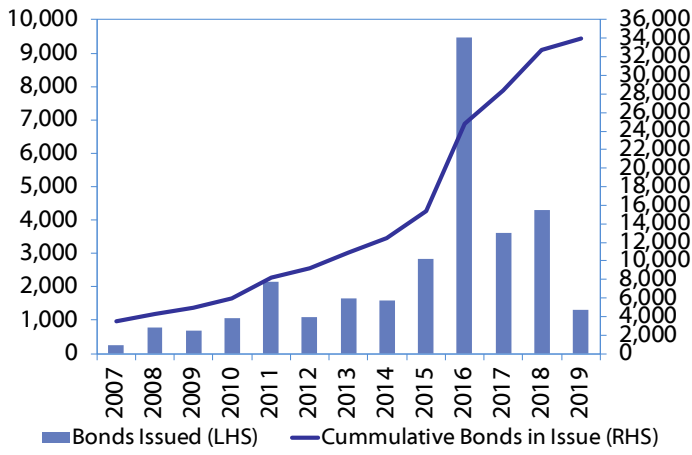
BWFh19	R207	22-Aug-19	8.86%	22-Aug	22-Feb	110	7.500	0.26	22-Aug-14
FNBX19	GC20	1-Nov-19	10.08%	01-May	01-Nov	170	8.270	0.44	01-Nov-16
SBKN24	R207	23-Oct-19	9.00%	23-Apr	23-Oct	100	7.155	0.42	23-Oct-14
NMP19N	R207	10-Nov-19	10.00%	10-May	10-Nov	250	6.285	0.47	24-Jul-07
NWC20	R208	24-Apr-20	9.05%	24-Apr	24-Oct	94	8.210	0.88	24-Apr-15
BW25	R208	17-Aug-20	9.75%	17-Feb	17-Aug	181	8.660	1.14	17-Aug-15
NMP20	R207	24-Jul-20	9.35%	24-Jul	24-Jan	500	7.150	1.08	10-Nov-09
IFC21	R208	5-Apr-21	9.81%	19-Jun	19-Dec	180	7.752	1.69	29-Mar-16
FNBX21	GC22	1-Nov-21	10.50%	01-May	01-Nov	142	9.110	2.13	01-Nov-16
BWRJ21	GC21	15-Oct-21	7.75%	15-Apr	15-Oct	60	8.485	2.14	25-Oct-16
FNBX27	GC22	29-Mar-22	10.36%	29-Mar	29-Sep	100	9.260	2.41	29-Mar-17
NWC22	R2023	24-Apr-22	9.57%	24-Apr	24-Oct	106	9.485	2.50	24-Apr-15
BWFH22	GC22	18-Aug-22	9.50%	18-Feb	18-Aug	275	10.060	2.68	02-Feb-18
BWFK22	R2023	21-Nov-22	9.98%	21-May	21-Nov	245	9.175	2.79	21-Nov-18
DBN23	R2023	4-Dec-23	8.85%	28-Feb	31-Aug	290	8.285	3.56	04-Dec-18
NEDNAM01	GC24	1-Aug-24	10.82%	01-Feb	01-Aug	100	10.060	3.82	02-Aug-17
NEDX2030	GC25	28-Feb-25	10.21%	28-Feb	31-Aug	50	9.237	4.26	28-Feb-18
BWJj19	3mJIBAR	25-Oct-19	8.91%	25-Apr/25-Jul	25-Oct/25-Jan	101	8.908	0.18	25-Oct-16
BWJi20	3mJIBAR	18-Sep-20	8.92%	18-Mar/18-Jun	18-Sep/18-Dec	265	8.958	0.08	20-Jul-17
BWJd21	3mJIBAR	20-Apr-21	9.01%	20-Jan/20-Apr	20-Jul/20-Oct	30	9.008	0.17	20-Jul-17
BWJL21G	3mJIBAR	6-Dec-21	8.65%	06-Mar/06-Jun	06-Sep/06-Dec	66	8.658	0.05	06-Dec-18
BWJh22	3mJIBAR	18-Aug-22	9.10%	18-Feb/18-May	18-Aug/18-Nov	135	8.978	0.00	20-Jul-17
BWJK22	3mJIBAR	21-Nov-22	9.02%	21-Feb/21-May	21-Aug/21-Nov	155	9.028	0.01	21-Nov-18
BWJ1e27	3mJIBAR	19-May-27	9.30%	19-May/19-Aug	19-Nov/19-Feb	500	9.308	0.01	19-May-17
BWJ2e27	3mJIBAR	19-May-27	7.15%	19-May/19-Aug	19-Nov/19-Feb	300	7.158	0.01	19-May-17
DBN20	3mJIBAR	4-Sep-20	9.05%	19-May/19-Aug	19-Nov/19-Feb	291	9.058	0.04	05-Sep-17
FNBJ19	3mJIBAR	1-Nov-19	8.96%	1-Feb/1-May	1-Aug/1-Nov	206	8.958	0.20	01-Nov-16
FNBJ21	3mJIBAR	1-Nov-21	9.16%	1-Feb/1-May	1-Aug/1-Nov	22	9.158	0.20	01-Nov-16
FNBJ27	3mJIBAR	29-Mar-22	9.65%	29-Mar/29-Jun	29-Sep/29-Dec	300	9.658	0.11	29-Mar-17
ORY19	3mJIBAR	20-Nov-19	8.85%	20-Feb/20-May	20-Aug/20-Nov	129	8.858	0.01	20-Nov-18
SBKN20	3mJIBAR	25-Oct-20	8.91%	25-Jan/25-Apr	25-Jul/25-Oct	200	8.908	0.18	25-Oct-17
SBNA21	3mJIBAR	13-Jul-21	8.76%	13-Oct/13-Jan	13-Apr/13-Jul	234	8.758	0.15	13-Jul-18
SBNA22	3mJIBAR	24-May-21	9.20%	24-Aug/24-Nov	24-Feb/24-May	500	9.208	0.02	24-May-16
SBNA23	3mJIBAR	24-May-19	9.00%	24-Aug/24-Nov	24-Feb/24-May	100	9.008	0.02	24-May-16
NEDNAM02	3mJIBAR	1-Aug-22	9.91%	1-Nov/1-Feb	1-May/1-Aug	100	9.908	0.20	02-Aug-17
NEDJ2028	3mJIBAR	28-Feb-28	9.90%	28-May/28-Aug	28-Nov/28-Feb	50	9.908	0.03	28-Feb-18
Total Corporate Bonds (Domestic):						6,737			

TOTAL DEBT in TBs 22,131

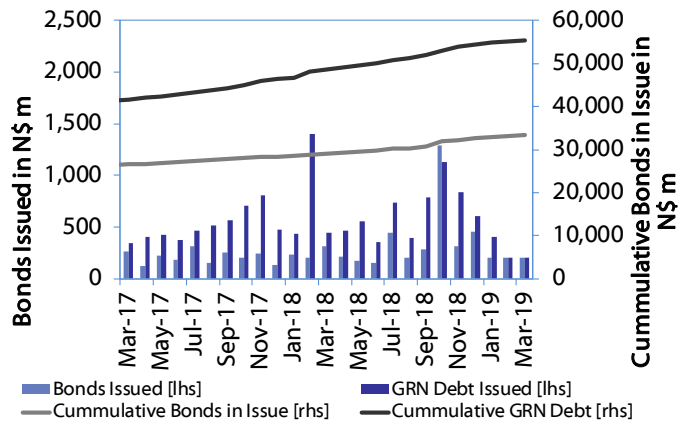
TOTAL DOMESTIC DEBT 62,881

0.0003	13.04%
0.0001	50.00%
0.0003	14.29%
0.0005	12.50%

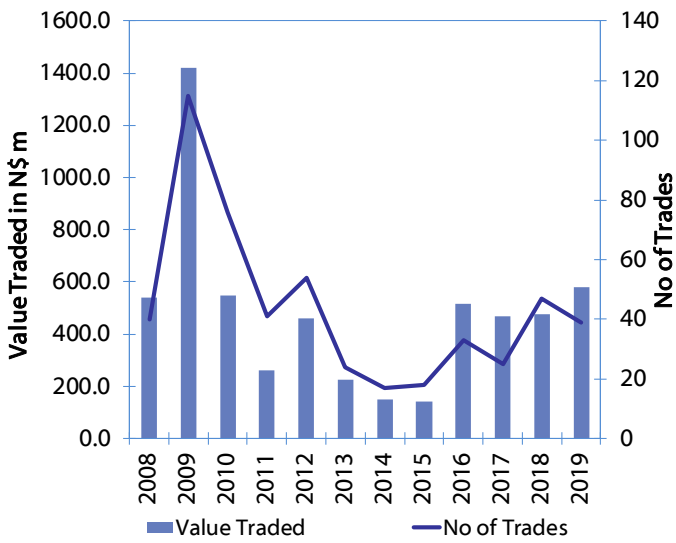
Net Bonds Issued per Annum vs. Cumulative Bonds in Issue



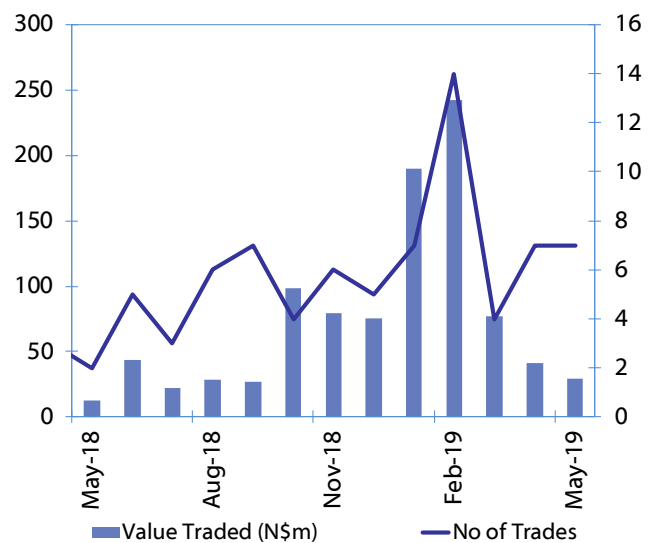
Monthly GRN Debt Issued vs. Cumulative Debt in Issue for last 12 months



Secondary Bond Trades per Annum



Monthly Secondary Bond Trades for last 12 Months





IJG Holdings

Group Chairman
Mathews Hamutenya
Tel: +264 (61) 256 699

Group Managing Director
Mark Späth
Tel: +264 (61) 383 510
mark@ijg.net

Group Financial Manager
Helena Shikongo
Tel: +264 (61) 383 528
helena@ijg.net

IJG Securities

Managing Director
Lyndon Sauls
Tel: +264 (61) 383 514
lyndon@ijg.net

Equity & Fixed Income Dealing
Leon Maloney
Tel: +264 (61) 383 512
leon@ijg.net

Sales and Research
Eric van Zyl
Tel: +264 (61) 383 530
eric@ijg.net

Danie van Wyk
Tel: +264 (61) 383 534
danie@ijg.net

Settlements & Administration
Annetjie Diergaardt
Tel: +264 (61) 383 515
anne@ijg.net

Financial Accountant
Tashiya Josua
Tel: +264 (61) 383 511
tashiya@ijg.net

Dylan van Wyk
Tel: +264 (61) 383 500
dylan@ijg.net

IJG Wealth Management

Managing Director
René Olivier
Tel: +264 (61) 383 522
rene@ijg.net

Portfolio Manager
Ross Rudd
Tel: +264 (61) 383 523
ross@ijg.net

Money Market & Administration
Emilia Uupindi
Tel: +264 (61) 383 513
emilia@ijg.net

Wealth Manager
Andri Ntema
Tel: +264 (61) 383 518
andri@ijg.net

Wealth Administration
Lorein Kazombaruru
Tel: +264 (61) 383 521
Lorein@ijg.net

IJG Capital

Managing Director
Herbert Maier
Tel: +264 (61) 383 522
herbert@ijg.net

Portfolio Manager
Jakob de Klerk
Tel: +264 (61) 383 517
jakob@ijg.net

Business Analyst
Mirko Maier
Tel: +264 (61) 383 531
mirko@ijg.net

Business Analyst
Lavinia Thomas
Tel: +264 (61) 383 532
lavinia@ijg.net

IJG Advisory

Director
Jolyon Irwin
Tel: +264 (61) 383 500
jolyon@ijg.net

Business Analyst
Jason Hailonga
Tel: +264 (61) 383 529
jason@ijg.net

No representation is given about, and no responsibility is accepted, for the accuracy or completeness of this document. Any views reflect the current views of IJG Holdings (Pty) Ltd. The views reflected herein may change without notice. IJG Holdings (Pty) Ltd provides this document to you for information purposes only and should not be constructed as and shall not form part of an offer or solicitation to buy or sell securities or derivatives. It may not be reproduced, distributed or published by any recipient for any purposes.

Talk to **IJG** today ...

and let us make your money work for you

4th Floor, 1@Steps, C/O Grove and Chasie Street, Kleine Kuppe, Windhoek

P O Box 186, Windhoek, Namibia

Tel: +264 (61) 383 500 www.ijg.net

STOCKBROKING | PRIVATE EQUITY | WEALTH MANAGEMENT | ADVISORY

