

IJG Namibian Bond & Money Market Yield Curves

01 April 2019

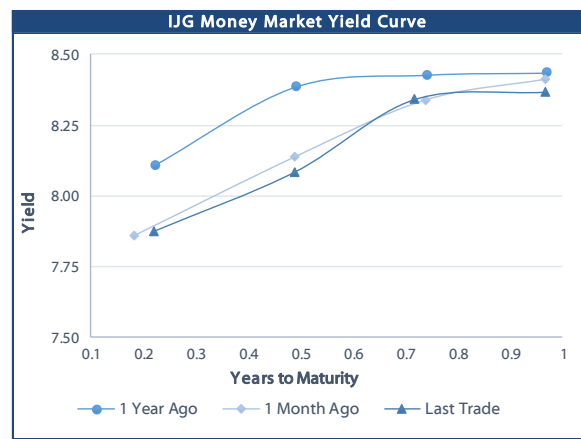
| | |
|--------|--------|
| 0.0003 | 13.04% |
| 0.0001 | 50.00% |
| 0.0003 | 14.29% |
| 0.0005 | 12.50% |

| | Yield (%) | | Latest premium (bps) | Benchmark | Modified Duration |
|---|-----------------|--------------------|----------------------|-------------------|-------------------|
| | Close 29-Mar-19 | Previous 22-Mar-19 | | | |
| Government Bonds | | | | | |
| ALBI | | | | | 4.966 |
| GC20 | 8.475 | 8.490 | 175 | R207 | 0.948 |
| GC21 | 7.850 | 7.960 | 92 | R208 | 2.194 |
| GC22 | 8.260 | 8.405 | 53 | R2023 | 2.404 |
| GC23 | 8.614 | 8.759 | 88 | R2023 | 3.545 |
| GC24 | 9.261 | 9.406 | 67 | R186 | 4.003 |
| GC25 | 9.212 | 9.357 | 62 | R186 | 4.439 |
| GC27 | 9.445 | 9.590 | 85 | R186 | 5.503 |
| GC30 | 10.275 | 10.410 | 112 | R2030 | 6.650 |
| GC32 | 10.190 | 10.330 | 92 | R213 | 7.004 |
| GC35 | 10.522 | 10.662 | 100 | R209 | 7.716 |
| GC37 | 10.659 | 10.784 | 99 | R2037 | 7.984 |
| GC40 | 11.209 | 11.334 | 147 | R214 | 7.846 |
| GC45 | 11.675 | 11.825 | 194 | R2044 | 7.631 |
| GI22 | 4.663 | 4.663 | | | 3.230 |
| GI25 | 5.114 | 5.114 | | | 5.447 |
| GI29 | 5.728 | 5.728 | | | 7.631 |
| GI33 | 6.330 | 6.330 | | | 9.617 |
| Eurobond | 4.780 | 4.808 | 236 | 10USBond | 2.341 |
| ZAR Bond | 8.985 | 9.130 | 125 | R2023 | 2.973 |
| NAM02 | 7.970 | 8.080 | 104 | R208 | 1.084 |
| NAM03 | 9.335 | 9.480 | 160 | R2023 | 3.411 |
| NAM04 | 10.395 | 10.540 | 180 | R186 | 4.951 |
| Parastatal & Corporate Bonds - Fixed Coupon | | | | | |
| BWFd19 | 7.116 | 7.678 | 20 | NAMITB 0 04/26/19 | 0.072 |
| BWFh19 | 7.975 | 7.990 | 125 | R207 | 0.388 |
| FNBX19 | 8.745 | 8.760 | 27 | GC20 | 0.544 |
| SBKN24 | 7.630 | 7.645 | 91 | R207 | 0.527 |
| NMP19N | 6.760 | 6.775 | 4 | R207 | 0.573 |
| NWC20 | 8.480 | 8.590 | 155 | R208 | 0.967 |
| BW25 | 8.930 | 9.040 | 200 | R208 | 1.265 |
| NMP20 | 7.625 | 7.640 | 90 | R207 | 1.212 |
| IFC21 | 8.022 | 8.132 | 109 | R208 | 1.732 |
| FNBX21 | 8.810 | 8.955 | 55 | GC22 | 2.155 |
| BWRj21 | 8.755 | 8.865 | 91 | GC21 | 2.181 |
| FBNX27 | 8.960 | 9.105 | 70 | GC22 | 2.547 |
| NWC22 | 9.585 | 9.730 | 185 | R2023 | 2.507 |
| BWFH22 | 9.045 | 9.190 | 79 | GC22 | 2.826 |
| BWFK22 | 9.275 | 9.420 | 154 | R2023 | 2.913 |
| DBN23 | 8.385 | 8.530 | 65 | R2023 | 3.685 |
| NEDNAM01 | 10.181 | 10.326 | 92 | GC24 | 3.947 |
| NEDX2030 | 9.327 | 9.472 | 12 | GC25 | 4.378 |
| Parastatal & Corporate Bonds - Floating Coupon | | | | | |
| BWJj19 | 8.900 | 8.900 | 175 | 3 month JIBAR | 0.071 |
| BWJi20 | 8.950 | 8.950 | 180 | 3 month JIBAR | 0.213 |
| BWJd21 | 9.000 | 9.000 | 185 | 3 month JIBAR | 0.058 |
| BWJL21G | 8.650 | 8.650 | 150 | 3 month JIBAR | 0.182 |
| BWJh22 | 9.100 | 9.100 | 195 | 3 month JIBAR | 0.132 |
| BWJk22 | 9.020 | 9.020 | 187 | 3 month JIBAR | 0.140 |
| BWJ1e27 | 9.300 | 9.300 | 215 | 3 month JIBAR | 0.135 |
| BWJ2e27 | 7.150 | 7.150 | 0 | 3 month JIBAR | 0.136 |
| FNBj19 | 8.950 | 8.950 | 180 | 3 month JIBAR | 0.087 |
| FNBj21 | 9.150 | 9.150 | 200 | 3 month JIBAR | 0.087 |
| FBNJ27 | 9.650 | 9.650 | 250 | 3 month JIBAR | 0.241 |
| ORY19 | 8.850 | 8.850 | 170 | 3 month JIBAR | 0.138 |
| SBNA21 | 8.750 | 8.750 | 160 | 3 month JIBAR | 0.039 |
| SBNA22 | 9.200 | 9.200 | 205 | 3 month JIBAR | 0.148 |
| SBNA23 | 9.000 | 9.000 | 185 | 3 month JIBAR | 0.148 |
| DBN20 | 9.050 | 9.050 | 190 | 3 month JIBAR | 0.166 |
| SBKN20 | 8.900 | 8.900 | 175 | 3 month JIBAR | 0.071 |
| NEDNAM02 | 9.900 | 9.900 | 275 | 3 month JIBAR | 0.087 |
| NEDJ2028 | 9.900 | 9.900 | 275 | 3 month JIBAR | 0.158 |

| Bank Rate | | |
|-----------|---------|----------|
| | Current | Previous |
| Bank Rate | 6.75 | 7.00 |
| Prime | 10.50 | 10.75 |

| Treasury Bills | | |
|-------------------|-------------------|--------------------|
| | Current 29-Mar-19 | Previous 22-Mar-19 |
| T-Bill (91 day)* | 7.654 | 7.654 |
| T-Bill (182 day)* | 8.105 | 7.928 |
| T-Bill (273 day)* | 8.191 | 8.191 |
| T-Bill (365 day)* | 8.367 | 8.367 |

* average nominal yields from the most recent primary auction



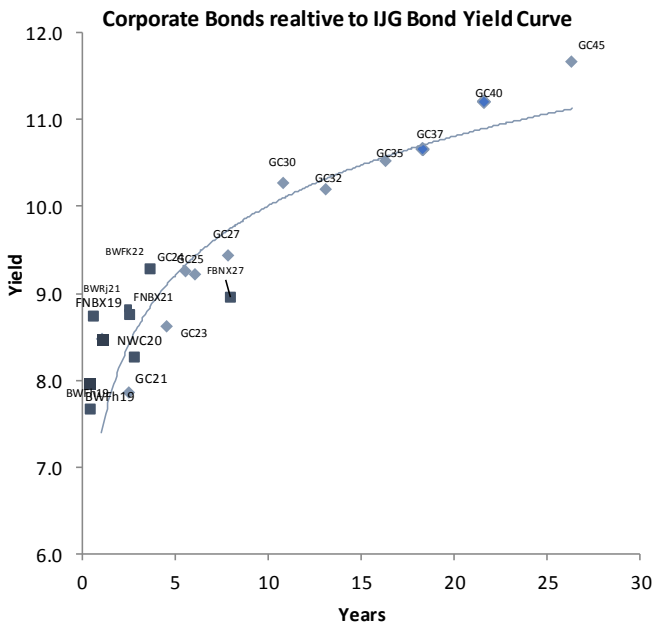
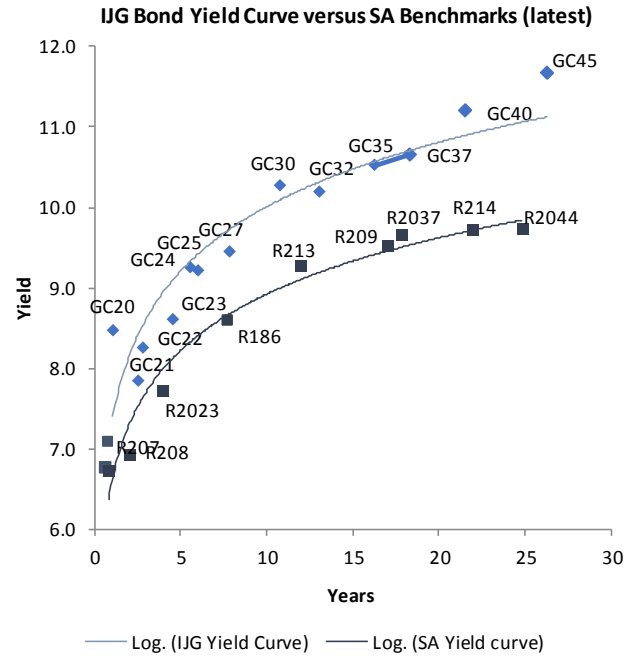
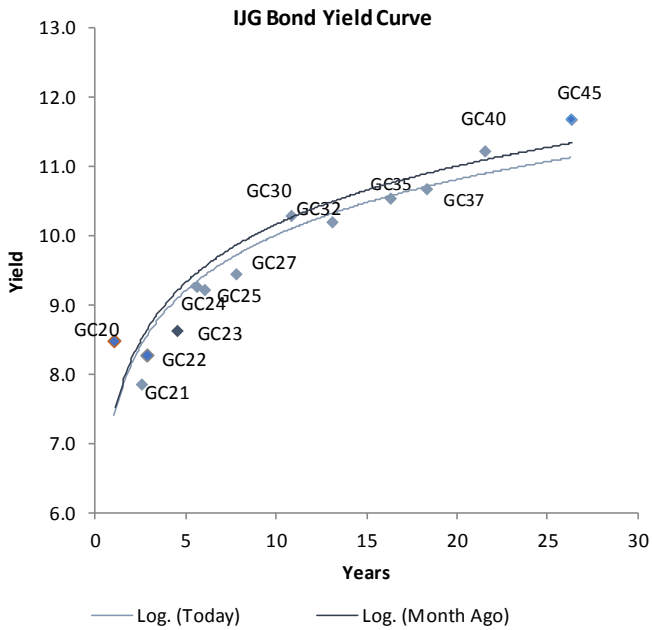
| Average Bank Deposit | | |
|----------------------|-------------------|--------------------|
| | Current 29-Mar-19 | Previous 22-Mar-19 |
| Call | 5.675 | 5.675 |
| 3 month | 7.450 | 7.550 |
| 6 month | 7.820 | 7.820 |
| 12 month | 8.305 | 8.350 |

| Average NCD Rates | | |
|-------------------|-------------------|--------------------|
| | Current 29-Mar-19 | Previous 22-Mar-19 |
| 3 month | 7.425 | 7.425 |
| 6 month | 7.720 | 7.720 |
| 9 month | 8.030 | 8.050 |
| 12 month | 8.218 | 8.263 |



| | | |
|--------|--------|--------|
| 0.0002 | 0.0003 | 13.04% |
| 0.0001 | 0.0001 | 50.00% |
| 0.0003 | 0.0003 | 14.29% |
| 0.0005 | 0.0005 | 12.50% |

IJG Namibian Bond & Money Market Yield Curves – 01 April 2019



Total Domestic Debt Outstanding

| | in N\$ bn | |
|-------------------|---------------|-------------|
| Government | 55,313 | 89% |
| Treasury Bills | 21,982 | 36% |
| Bonds | 33,331 | 54% |
| Corporate | 6,537 | 11% |
| TOTAL | 61,849 | 100% |

Eurobond
ZAR Bond

US\$1,250m
R2,892m

IJG All Bond Index

| | |
|-------------------|--------|
| End March 2019 | 199.11 |
| End February 2019 | 196.37 |

IJG Money Market Index

| | |
|-------------------|--------|
| End March 2019 | 198.54 |
| End February 2019 | 197.30 |

Source: Bond Issuers, BoN, IJG



0.0003 13.04%
 0.0001 50.00%
 0.0003 14.29%
 0.0005 12.50%

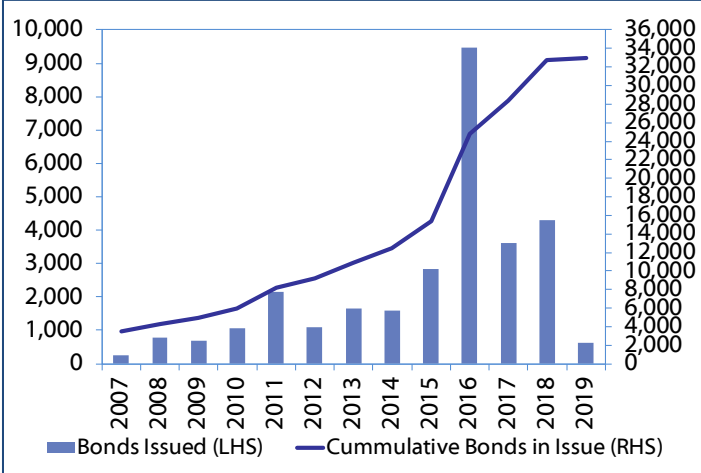
Namibian Debt in Issue

| Government Bonds | | | | | | | | | | |
|--|-----------------|---------------|-------------|---------------|---------------|------------------|--------|----------|------------|--|
| | Benchmark | Maturity Date | Coupon Rate | Coupon Date 1 | Coupon Date 2 | in N\$ m to date | YTM | Duration | Issue Date | |
| GC20 | R207 | 15-Apr-20 | 8.25% | 15-Apr | 15-Oct | 3,103 | 8.475 | 0.95 | 29-Apr-15 | |
| GC21 | R208 | 15-Oct-21 | 7.75% | 15-Apr | 15-Oct | 1,424 | 7.850 | 2.19 | 13-Jun-12 | |
| GC22 | R2023 | 15-Jan-22 | 8.75% | 15-Jan | 15-Jul | 2,831 | 8.260 | 2.40 | 29-Apr-15 | |
| GC23 | R2023 | 15-Oct-23 | 8.85% | 15-Apr | 15-Oct | 688 | 8.614 | 3.55 | 21-Jun-18 | |
| GC24 | R186 | 15-Oct-24 | 10.50% | 15-Apr | 15-Oct | 3,524 | 9.261 | 4.00 | 19-Jan-12 | |
| GC25 | R186 | 15-Apr-25 | 8.50% | 15-Apr | 15-Oct | 3,397 | 9.212 | 4.44 | 31-Jul-13 | |
| GC27 | R186 | 15-Jan-27 | 8.00% | 15-Jan | 15-Jul | 2,872 | 9.445 | 5.50 | 19-Jul-12 | |
| GC30 | R2030 | 15-Jan-30 | 8.00% | 15-Jan | 15-Jul | 2,400 | 10.275 | 6.65 | 19-Jul-12 | |
| GC32 | R213 | 15-Apr-32 | 9.00% | 15-Apr | 15-Oct | 2,000 | 10.190 | 7.00 | 31-Jul-13 | |
| GC35 | R209 | 15-Jul-35 | 9.50% | 15-Jan | 15-Jul | 1,697 | 10.522 | 7.72 | 18-Jul-13 | |
| GC37 | R2037 | 15-Jul-37 | 9.50% | 15-Jan | 15-Jul | 1,450 | 10.659 | 7.98 | 31-Jul-13 | |
| GC40 | R214 | 15-Oct-40 | 9.80% | 15-Apr | 15-Oct | 1,798 | 11.209 | 7.85 | 19-Jul-12 | |
| GC45 | R2044 | 15-Jul-45 | 9.85% | 15-Jan | 15-Jul | 1,319 | 11.675 | 8.10 | 29-May-15 | |
| GI22 | None | 15-Oct-22 | 3.55% | 15-Apr | 15-Oct | 2,240 | 4.663 | 3.23 | 28-Aug-15 | |
| GI25 | None | 15-Jul-25 | 3.80% | 15-Jan | 15-Jul | 1,903 | 5.114 | 5.45 | 28-Aug-15 | |
| GI29 | None | 15-Jan-29 | 4.50% | 15-Jan | 15-Jul | 552 | 5.728 | 7.63 | 01-Jun-17 | |
| GI33 | None | 15-Apr-33 | 4.50% | 15-Apr | 15-Oct | 133 | 6.330 | 9.62 | 16-Jul-18 | |
| Eurobond (US | 10YUSBond | 3-Nov-21 | 5.50% | 03-May | 03-Nov | 500 | 4.780 | 2.34 | 31-Oct-11 | |
| Eurobond 2 | 10YUSBond | 29-Oct-25 | 5.25% | 29-Apr | 29-Oct | 750 | 5.968 | 5.34 | 29-Oct-15 | |
| NAM01 | R2023 | 19-Nov-22 | 8.26% | 19-May | 19-Nov | 1,560 | 8.985 | 2.97 | 14-Nov-12 | |
| NAM02 | R208 | 29-Jun-20 | 9.60% | 29-Dec | 29-Jun | 840 | 7.970 | 1.08 | 29-Jun-15 | |
| NAM03 | R2023 | 1-Aug-23 | 10.06% | 01-Aug | 01-Feb | 157 | 9.335 | 3.41 | 01-Aug-16 | |
| NAM04 | R186 | 1-Aug-26 | 10.51% | 01-Aug | 01-Feb | 335 | 10.395 | 4.95 | 01-Aug-16 | |
| Total Gov Bonds (Domestic): | | | | | | 33,331 | | | | |
| Corporate Bonds | | | | | | | | | | |
| BWFd19 | NAMITB 04/26/19 | 25-Apr-19 | 9.43% | 25-Apr | 25-Oct | 100 | 7.116 | 0.07 | 25-Apr-14 | |
| BWFh19 | R207 | 22-Aug-19 | 8.86% | 22-Aug | 22-Feb | 110 | 7.975 | 0.39 | 22-Aug-14 | |
| FNBX19 | GC20 | 1-Nov-19 | 10.08% | 01-May | 01-Nov | 170 | 8.745 | 0.54 | 01-Nov-16 | |
| SBKN24 | R207 | 23-Oct-19 | 9.00% | 23-Apr | 23-Oct | 100 | 7.630 | 0.53 | 23-Oct-14 | |
| NMP19N | R207 | 10-Nov-19 | 10.00% | 10-May | 10-Nov | 250 | 6.760 | 0.57 | 24-Jul-07 | |
| NWC20 | R208 | 24-Apr-20 | 9.05% | 24-Apr | 24-Oct | 94 | 8.480 | 0.97 | 24-Apr-15 | |
| BW25 | R208 | 17-Aug-20 | 9.75% | 17-Feb | 17-Aug | 181 | 8.930 | 1.26 | 17-Aug-15 | |
| NMP20 | R207 | 24-Jul-20 | 9.35% | 24-Jul | 24-Jan | 500 | 7.625 | 1.21 | 10-Nov-09 | |
| IFC21 | R208 | 5-Apr-21 | 9.81% | 19-Jun | 19-Dec | 180 | 8.022 | 1.73 | 29-Mar-16 | |
| FNBX21 | GC22 | 1-Nov-21 | 10.50% | 01-May | 01-Nov | 142 | 8.810 | 2.15 | 01-Nov-16 | |
| BWRj21 | GC21 | 15-Oct-21 | 7.75% | 15-Apr | 15-Oct | 60 | 8.755 | 2.18 | 25-Oct-16 | |
| FBX27 | GC22 | 29-Mar-22 | 10.36% | 29-Mar | 29-Sep | 100 | 8.960 | 2.55 | 29-Mar-17 | |
| NWC22 | R2023 | 24-Apr-22 | 9.57% | 24-Apr | 24-Oct | 106 | 9.585 | 2.51 | 24-Apr-15 | |
| BWFH22 | GC22 | 18-Aug-22 | 9.50% | 18-Feb | 18-Aug | 150 | 9.045 | 2.83 | 02-Feb-18 | |
| BWFK22 | R2023 | 21-Nov-22 | 9.98% | 21-May | 21-Nov | 245 | 9.275 | 2.91 | 21-Nov-18 | |
| DBN23 | R2023 | 4-Dec-23 | 8.85% | 28-Feb | 31-Aug | 290 | 8.385 | 3.69 | 04-Dec-18 | |
| NEDNAM01 | GC24 | 1-Aug-24 | 10.82% | 01-Feb | 01-Aug | 100 | 10.181 | 3.95 | 02-Aug-17 | |
| NEDX2030 | GC25 | 28-Feb-25 | 10.21% | 28-Feb | 31-Aug | 50 | 9.327 | 4.38 | 28-Feb-18 | |
| BWjj19 | 3mJIBAR | 25-Oct-19 | 8.90% | 25-Apr/25-Jul | 25-Oct/25-Jan | 101 | 8.900 | 0.07 | 25-Oct-16 | |
| BWji20 | 3mJIBAR | 18-Sep-20 | 8.92% | 18-Mar/18-Jun | 18-Sep/18-Dec | 265 | 8.950 | 0.21 | 20-Jul-17 | |
| BWjd21 | 3mJIBAR | 20-Apr-21 | 9.00% | 20-Jan/20-Apr | 20-Jul/20-Oct | 30 | 9.000 | 0.06 | 20-Jul-17 | |
| BWjl21G | 3mJIBAR | 6-Dec-21 | 8.65% | 06-Mar/06-Jun | 06-Sep/06-Dec | 66 | 8.650 | 0.18 | 06-Dec-18 | |
| BWjh22 | 3mJIBAR | 18-Aug-22 | 9.10% | 18-Feb/18-May | 18-Aug/18-Nov | 60 | 9.100 | 0.13 | 20-Jul-17 | |
| BWjk22 | 3mJIBAR | 21-Nov-22 | 9.02% | 21-Feb/21-May | 21-Aug/21-Nov | 155 | 9.020 | 0.14 | 21-Nov-18 | |
| BWj1e27 | 3mJIBAR | 19-May-27 | 9.30% | 19-May/19-Aug | 19-Nov/19-Feb | 500 | 9.300 | 0.13 | 19-May-17 | |
| BWj2e27 | 3mJIBAR | 19-May-27 | 7.15% | 19-May/19-Aug | 19-Nov/19-Feb | 300 | 7.150 | 0.14 | 19-May-17 | |
| DBN20 | 3mJIBAR | 4-Sep-20 | 9.05% | 19-May/19-Aug | 19-Nov/19-Feb | 291 | 9.050 | 0.17 | 05-Sep-17 | |
| FNBj19 | 3mJIBAR | 1-Nov-19 | 8.95% | 1-Feb/1-May | 1-Aug/1-Nov | 206 | 8.950 | 0.09 | 01-Nov-16 | |
| FNBj21 | 3mJIBAR | 1-Nov-21 | 9.15% | 1-Feb/1-May | 1-Aug/1-Nov | 22 | 9.150 | 0.09 | 01-Nov-16 | |
| FBNj27 | 3mJIBAR | 29-Mar-22 | 9.65% | 29-Mar/29-Jun | 29-Sep/29-Dec | 300 | 9.650 | 0.24 | 29-Mar-17 | |
| ORY19 | 3mJIBAR | 20-Nov-18 | 8.85% | 20-Feb/20-May | 20-Aug/20-Nov | 129 | 8.850 | 0.14 | 20-Nov-17 | |
| SBKN20 | 3mJIBAR | 25-Oct-20 | 8.90% | 25-Jan/25-Apr | 25-Jul/25-Oct | 200 | 8.900 | 0.07 | 25-Oct-17 | |
| SBNA21 | 3mJIBAR | 13-Jul-21 | 8.75% | 13-Oct/13-Jan | 13-Apr/13-Jul | 234 | 8.750 | 0.04 | 13-Jul-18 | |
| SBNA22 | 3mJIBAR | 24-May-21 | 9.20% | 24-Aug/24-Nov | 24-Feb/24-May | 500 | 9.200 | 0.15 | 24-May-16 | |
| SBNA23 | 3mJIBAR | 24-May-19 | 9.00% | 24-Aug/24-Nov | 24-Feb/24-May | 100 | 9.000 | 0.15 | 24-May-16 | |
| NEDNAM02 | 3mJIBAR | 1-Aug-22 | 9.90% | 1-Nov/1-Feb | 1-May/1-Aug | 100 | 9.900 | 0.09 | 02-Aug-17 | |
| NEDJ2028 | 3mJIBAR | 28-Feb-28 | 9.90% | 28-May/28-Aug | 28-Nov/28-Feb | 50 | 9.900 | 0.16 | 28-Feb-18 | |
| Total Corporate Bonds (Domestic): | | | | | | 6,537 | | | | |
| TOTAL DEBT in TBs | | | | | | 21,982 | | | | |
| TOTAL DOMESTIC DEBT | | | | | | 61,849 | | | | |

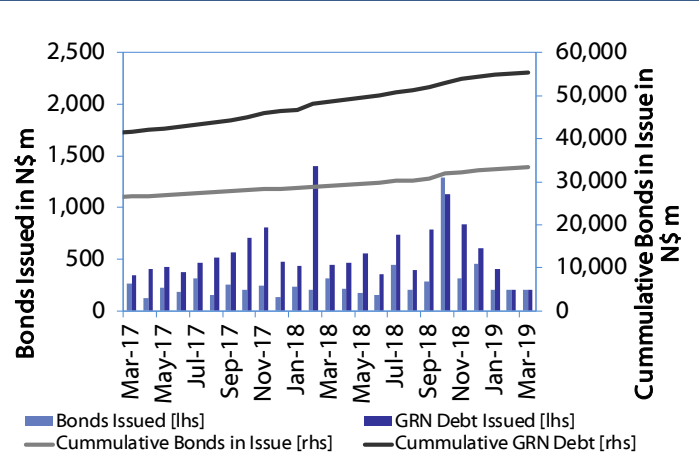


| | | |
|--------|--------|--------|
| 0.002 | 0.0003 | 13.04% |
| 0.0015 | 0.0001 | 50.00% |
| 0.0024 | 0.0003 | 14.29% |
| 0.0035 | 0.0005 | 12.50% |

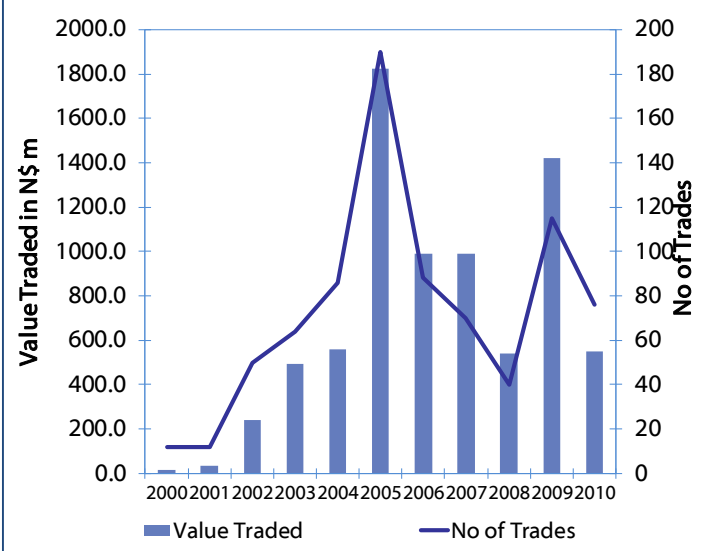
Net Bonds Issued per Annum vs. Cumulative Bonds in Issue



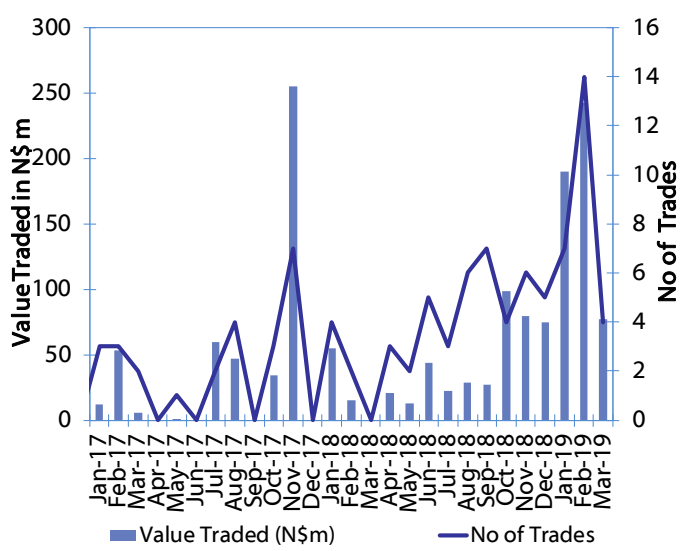
Monthly GRN Debt Issued vs. Cumulative Debt in Issue for last 12 months



Secondary Bond Trades per Annum



Monthly Secondary Bond Trades for last 12 Months





IJG Holdings

Group Chairman
Mathews Hamutenya
Tel: +264 (61) 256 699

Group Managing Director
Mark Späth
Tel: +264 (61) 383 510
mark@ijg.net

Group Financial Manager
Helena Shikongo
Tel: +264 (61) 383 528
helena@ijg.net

IJG Securities

Managing Director
Lyndon Sauls
Tel: +264 (61) 383 514
lyndon@ijg.net

Equity & Fixed Income Dealing
Leon Maloney
Tel: +264 (61) 383 512
leon@ijg.net

Sales and Research
Eric van Zyl
Tel: +264 (61) 383 530
eric@ijg.net

Danie van Wyk
Tel: +264 (61) 383 534
danie@ijg.net

Settlements & Administration
Annetjie Diergaardt
Tel: +264 (61) 383 515
anne@ijg.net

Financial Accountant
Tashiya Josua
Tel: +264 (61) 383 511
tashiya@ijg.net

Cecil Goliath
Tel: +264 (61) 383 529
cecil@ijg.net

Dylan van Wyk
Tel: +264 (61) 383 500
dylan@ijg.net

IJG Wealth Management

Managing Director
René Olivier
Tel: +264 (61) 383 522
rene@ijg.net

Portfolio Manager
Ross Rudd
Tel: +264 (61) 383 523
ross@ijg.net

Money Market & Administration
Emilia Uupindi
Tel: +264 (61) 383 513
emilia@ijg.net

Wealth Manager
Alexa Reilly
Tel: +264 (61) 383 533
alexa@ijg.net

Wealth Administration
Lorein Kazombaruru
Tel: +264 (61) 383 521
Lorein@ijg.net

IJG Capital

Managing Director
Herbert Maier
Tel: +264 (61) 383 522
herbert@ijg.net

Portfolio Manager
Jakob de Klerk
Tel: +264 (61) 383 517
jakob@ijg.net

Business Analyst
Mirko Maier
Tel: +264 (61) 383 500
mirko@ijg.net

Assist. Business Analyst
Edward Kavungo
Tel: +264 61 383 536
eward@ijg.net

IJG Advisory

Director
Jolyon Irwin
Tel: +264 (61) 383 500
jolyon@ijg.net

Business Analyst
Jason Hailonga
Tel: +264 (61) 383 529
jason@ijg.net

No representation is given about, and no responsibility is accepted, for the accuracy or completeness of this document. Any views reflect the current views of IJG Holdings (Pty) Ltd. The views reflected herein may change without notice. IJG Holdings (Pty) Ltd provides this document to you for information purposes only and should not be construed as and shall not form part of an offer or solicitation to buy or sell securities or derivatives. It may not be reproduced, distributed or published by any recipient for any purposes.

Talk to **IJG** today ...

and let us make your money work for you

4th Floor, 1@Steps, C/O Grove and Chasie Street, Kleine Kuppe, Windhoek

P O Box 186, Windhoek, Namibia

Tel: +264 (61) 383 500 www.ijg.net

STOCKBROKING | PRIVATE EQUITY | WEALTH MANAGEMENT | ADVISORY

