



## Overview

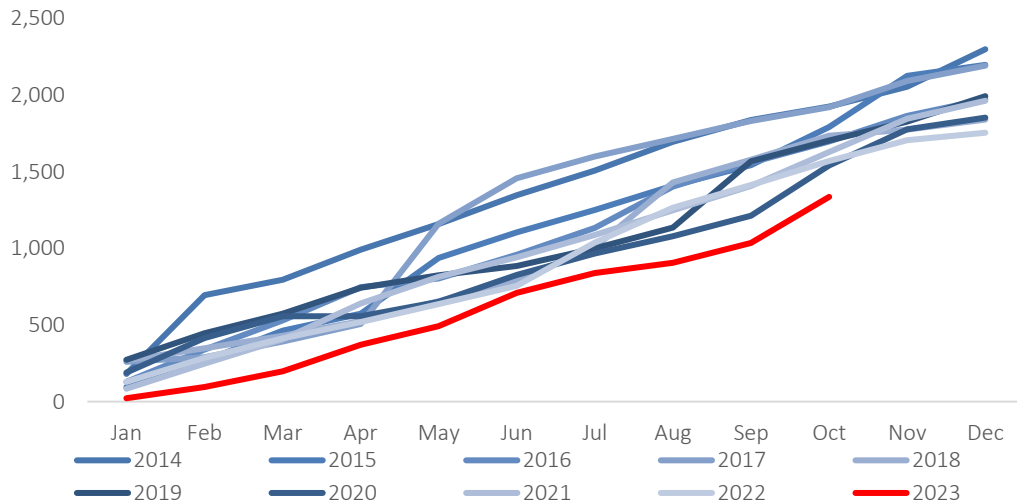
Plans Approved	31-October-23		N\$ Value YTD		N\$ Change	% Change
	Number	Value (N\$ m)	2022	2023	YTD	YTD
Additions	152	180.6	784.8	607.9	(177.0)	-22.5%
Commercial & Industrial	5	92.1	153.7	321.4	167.7	109.1%
Flats & Houses	22	27.8	631.9	406.2	(225.7)	-35.7%
<b>Total</b>	<b>179</b>	<b>300.5</b>	<b>1,570.4</b>	<b>1,335.4</b>	<b>(235.0)</b>	<b>-15.0%</b>

Plans Completed						
Additions	21	10.1	121.7	81.1	(40.6)	-33.4%
Commercial & Industrial	-	-	101.6	123.1	21.4	21.1%
Flats & Houses	33	33.1	348.1	374.0	25.9	7.4%
<b>Total</b>	<b>54</b>	<b>43.2</b>	<b>571.4</b>	<b>578.1</b>	<b>6.7</b>	<b>1.2%</b>

Source: City of Windhoek, IJG Securities

The City of Windhoek **approved a total of 179 buildings plans** in October, 19 more than the 160 approved in September. The **approvals were valued at the N\$300.5 million**, rising 131.9% m/m from the N\$129.6 million worth of plans approved in September, primarily driven by the large increase observed in additions to properties. Year-to-date, approvals have been granted for 1,629 building plans with a total value of N\$1.34 billion, which is 24.8% lower than the number of approvals over the same period last year, and 15.0% lower in value terms. On a twelve-month cumulative basis, there has been a decrease of 23.6% in the number of approvals and a 20.2% reduction in value compared to the equivalent twelve-month period from a year ago. A total of 54 building plans worth N\$43.2 million were completed during the month.

Year-to Date Value of Building Plans Approved (N\$ millions)



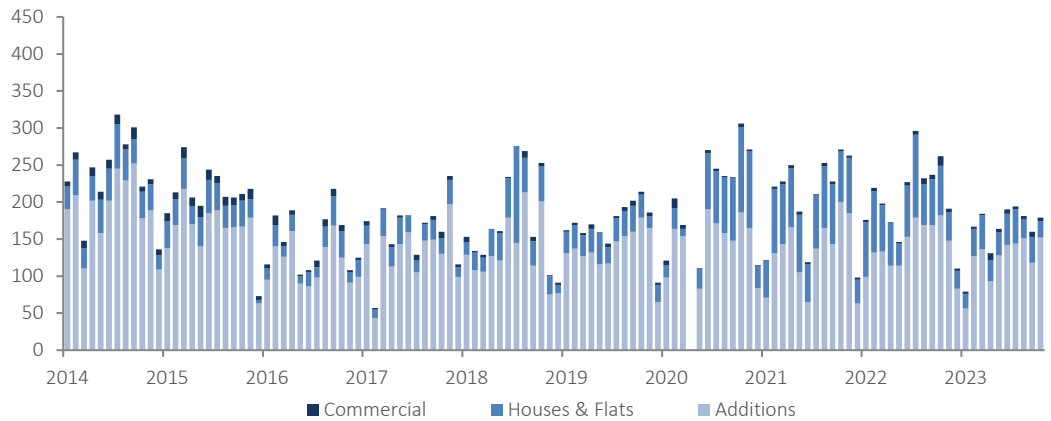
Source: City of Windhoek, IJG Securities

## Additions to Properties

October saw 152 additions to properties approved, valued at N\$180.6 million. This represents the highest number of approvals for the year, as well as the highest in terms of value since January 2018. It is worth noting that the increase in value was mostly due to a single large approval of N\$127.2 million in Kleine Kuppe. Year-to-date, 1,247 additions have been approved at a value of N\$607.9 million, marking a 13.6% decrease in the number of approvals recorded over the same period last year and 22.5% lower in value terms. 21 Additions to properties, worth N\$10.1 million were completed during the month, slightly more than the 16 additions completed in September.



Monthly Number of Plans Approved

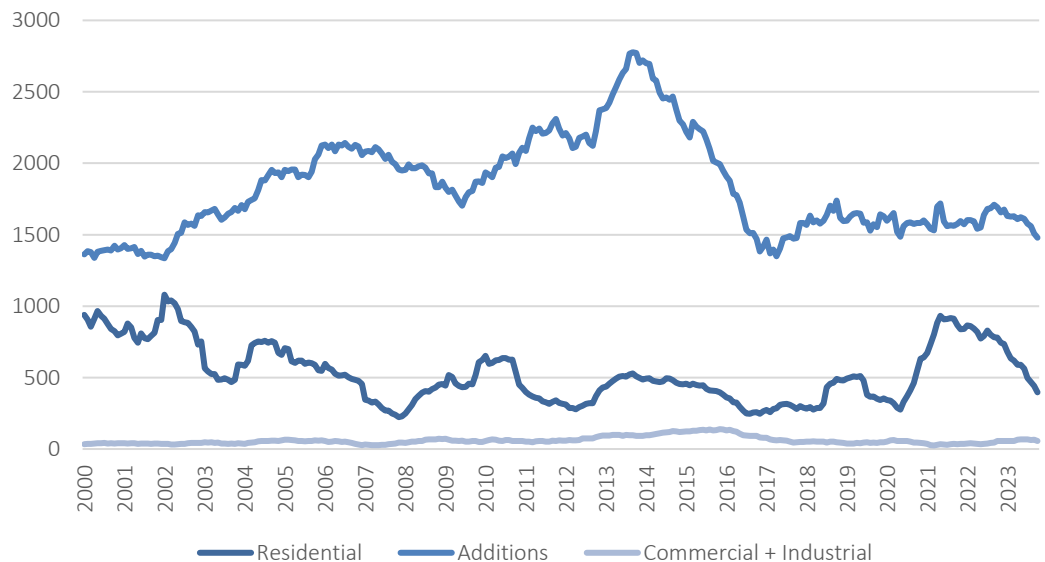


Source: City of Windhoek, IJG Securities

Residential Units

A total of 22 residential units, worth N\$27.8 million were approved in October. This is 13 fewer than last month and worth N\$33.7 million less. October saw residential approvals drop below this year's monthly average of 33 and the N\$40.6 million in terms of value. Year-to-date, 334 residential building plans, worth N\$406.2 million have been approved, which is 50.4% lower in number terms than we saw during the same time last year and 35.7% lower in value terms. The 12-month cumulative number and value of residential approvals continued its consistent decline, standing at 396 units worth N\$478.4 million at the end of October. This is 49.2% lower in number terms than those approved over the same period last year, and 40.7% lower in value terms. 33 Residential units worth N\$33.1 million we completed in October.

12-Month Cumulative Number of Plans Approved



Source: City of Windhoek, IJG Securities

Commercial & Industrial

October saw 5 commercial and industrial building plans approved, worth N\$92.1 million. The year-to-date approvals for the sector amounts to 48 plans, worth N\$321.4 million, a 2.0% decline in number terms compared to the same point last year and a 109.1% increase in value. On a rolling 12-month basis, the number of approvals in this sector fell to 56 units worth N\$330.5 million, an



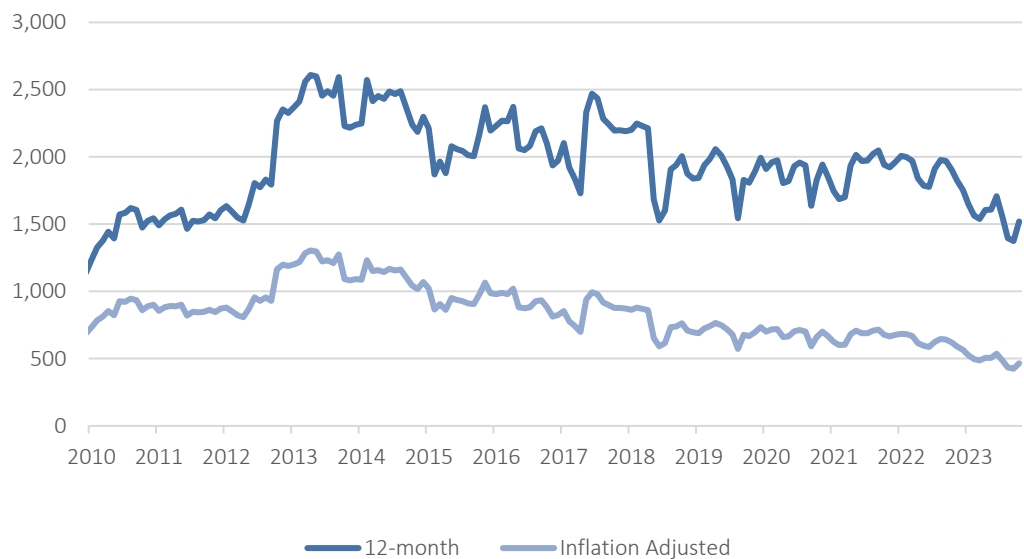
0,0005	4,85%
0,0003	13,04%
0,0001	50,00%
0,0003	14,29%
0,0005	12,50%

increase of 1.8% y/y in number terms and 96.4% y/y in monetary value. No commercial or industrial building plans were completed during the month.

## The Bottom Line

Although the building plans approval value for October has been the highest recorded since October 2020, it was largely due to two large approvals during the month. The longer-term trend however remains downward, with the cumulative 12-month number of approvals trending at its lowest level since June 2020. As the graph below depicts, the 12-month cumulative value of building plans approved has been ticking down steadily for a number of years now.

**12-Month Cumulative Value of Plans Approved (N\$ millions)**



Source: City of Windhoek, IJG Securities

## IJG Holdings

Mathews Hamutenya	Group Chairman		Tel: +264 (61) 256 699
Mark Späth	Group Managing Director	mark@ijg.net	Tel: +264 (81) 958 3510
Helena Shikongo	Group Financial Director	helena@ijg.net	Tel: +264 (81) 958 3528
Leonie de Klerk	Group Compliance Officer	leonie@ijg.net	Tel: +264 (81) 958 3533
Tashiya Josua	Group Financial Officer	tashiya@ijg.net	Tel: +264 (81) 958 3511
Lynnet Sasele	Financial Accountant	lynnet@ijg.net	Tel: +264 (81) 958 3536
Madeline Olivier	Group PA	madeline@ijg.net	Tel: +264 (81) 958 3500

## IJG Securities

Eric van Zyl	Managing Director Designate	eric@ijg.net	Tel: +264 (81) 958 3530
Leon Maloney	Equity & Fixed Income Dealing	leon@ijg.net	Tel: +264 (81) 958 3512
Maria Amutenya	Settlements & Administration	maria@ijg.net	Tel: +264 (81) 958 3515
Danie van Wyk	Head: Research	danie@ijg.net	Tel: +264 (81) 958 3534
Zane Feris	Sales and Research	zane@ijg.net	Tel: +264 (81) 958 3543

## IJG Wealth Management

Andri Ntema	Managing Director	andri@ijg.net	Tel: +264 (81) 958 3518
Wim Boshoff	Head Wealth Manager	wim@ijg.net	Tel: +264 (81) 958 3537
Aretha Thiert	Wealth Manager	aretha@ijg.net	Tel: +264 (81) 958 3540
Katja Greeff	Wealth Manager	katja@ijg.net	Tel: +264 (81) 958 3538
Ross Rudd	Portfolio Manager	ross@ijg.net	Tel: +264 (81) 958 3523
Lorein Kazombaruru	Wealth Administration	lorein@ijg.net	Tel: +264 (81) 958 3521
Francoise van Wyk	Wealth Administration	francoise@ijg.net	Tel: +264 (81) 958 3513
Calvin Mwinga	Wealth Administration	calvin@ijg.net	Tel: +264 (81) 958 3514

## IJG Capital

Jakob de Klerk	Managing Director	jakob@ijg.net	Tel: +264 (81) 958 3517
Mirko Maier	Business Analyst	mirko@ijg.net	Tel: +264 (81) 958 3531
Letta Nell	Business Analyst	letta@ijg.net	Tel: +264 (81) 958 3532
Lucas Martin	Business Analyst	lucas@ijg.net	Tel: +264 (81) 958 3541
Peterson Mbise	Business Analyst	peterson@ijg.net	Tel: +264 (81) 958 3532
Fares Amunkete	Value Add Analyst	fares@ijg.net	Tel: +264 (81) 958 3527

## IJG Investment Managers & IJG Unit Trusts

Dylan van Wyk	Portfolio Manager	dylan@ijg.net	Tel: +264 (81) 958 3529
---------------	-------------------	---------------	-------------------------

## IJG Advisory

Herbert Maier	Managing Director	herbert@ijg.net	Tel: +264 (81) 958 3522
Jolyon Irwin	Director	jolyon@ijg.net	Tel: +264 (81) 958 3500
Hugo van den Heever	Corporate Advisor	hugo@ijg.net	Tel: +264 (81) 958 3542
Ursula Gollwitzer	Assistant Corporate Advisor	ursula@ijg.net	Tel: +264 (81) 958 3535

No representation is given about, and no responsibility is accepted, for the accuracy or completeness of this document. Any views reflect the current views of IJG Holdings (Pty) Ltd. The views reflected herein may change without notice. IJG Holdings (Pty) Ltd provides this document to you for information purposes only and should not be construed as and shall not form part of an offer or solicitation to buy or sell securities or derivatives. It may not be reproduced, distributed or published by any recipient for any purposes.

Talk to **IJG** today ...  
and let us make your money work for you

4th Floor, 1@Steps, C/O Grove and Chasie Street, Kleine Kuppe, Windhoek  
P O Box 186, Windhoek, Namibia  
Tel: +264 (61) 383 500 [www.ijg.net](http://www.ijg.net)

ADVISORY | BUSINESS BROKING | INVESTMENT MANAGEMENT | PRIVATE EQUITY | STOCKBROKING | WEALTH MANAGEMENT

